



2023 END OF THE YEAR SURVEY RESULTS

SURVEY PERIOD: November 29 to December 4, 2023 | Base: 1,500

OVERVIEW

ISLAND REGION	BASE	MARGIN OF ERROR
TOTAL PHILIPPINES	1,500	~3%
NATIONAL CAPITAL REGION	221	~7%
NORTH CENTRAL LUZON	332	~5%
SOUTH LUZON	364	~5%
VISAYAS	276	~6%
MINDANAO	307	~6%

PAHAYAG 2023 END OF THE YEAR is an independent and non-commissioned survey conducted by PUBLiCUS Asia Inc between **NOVEMBER 29 TO DECEMBER 4, 2023**.

It is a nationwide purposive sampling survey comprised of 1,500 respondents randomly drawn from the market research panel of over 200,000 Filipinos maintained by the Singapore office of **PureSpectrum**, a US-based panel marketplace with multinational presence. The sample was restricted to registered Filipino voters.

Note from PureSpectrum: Samples provided by PureSpectrum are not affiliated with any bias or political party. All opinions voiced in the interpretation and analyses of the data are those of the writer and/or project sponsor.

Table of Contents

Module 1 - State of Country, National and Household Economic Outlook

Module 2 - National Issues

Module 3 - Macro and Micro Issues

Module 4 - Scorecard for National Leaders and Institutions (Approval & Trust Ratings)

Module 5 - Emotional Quotient of Incumbent Leaders

Module 6 - Performances of Newly Elected Officials

Module 7 - Media Consumption Habits

DEMOGRAPHIC PROFILE

8 in 10 belong within 18-49 age groups, are working, Roman Catholic and graduated college.

	Total	NCR	NCL	SL	VIS	MIN
Total interviews	1,500	221	332	364	276	307
% Area Distribution	100%	15%	22%	24%	18%	20%
AGE GROUP						
18-24 years old	20	8	20	21	22	24
25-29 years old	16	13	16	14	17	18
30-39 years old	24	20	23	20	32	28
40-49 years old	21	29	22	23	14	17
50-59 years old	11	16	12	13	8	5
60+ years old	9	14	8	11	7	7
GENDER						
Male	50	55	55	49	51	43
Female	50	45	45	51	49	57
WORK STATUS						
Working	78	85	80	78	75	76
Private	40	57	37	39	38	34
Government	13	5	14	12	14	18
Other workers	25	22	28	27	22	25
Not-working	22	15	20	22	25	24

	Total	NCR	NCL	SL	VIS	MIN
Total interviews	1,500	221	332	364	276	307
OFW FAMILY MEMBER						
Has OFW family member	45	47	48	43	42	43
Has no OFW family member	55	53	52	57	58	57
CIVIL STATUS						
Single	44	33	45	44	48	49
Ever Married	56	67	55	56	52	51
RELIGION						
Roman Catholic	77	81	73	78	86	67
Born Again Christian	11	9	14	12	8	13
Iglesia ni Cristo	3	5	5	4	1	2
Islam	2	1	1	1	0	10
Others	6	4	8	5	5	8
EDUCATIONAL ATTAINMENT						
No formal education	0	0	0	0	0	0
Elementary	0	0	0	0	0	0
High school	10	9	14	10	8	9
Vocational	5	2	7	6	2	5
College	80	84	77	77	86	80
Post college	5	5	2	6	4	6

Highest concentration of household income fall between Php20K-70K/month for an average HH of 5 members. Ownership of mobile phone and access to internet are almost at saturation. Almost all have voted in the 2022 elections, about half are pro Marcos Jr Administration while only 1 in 5 leans towards the Opposition.

	Total	NCR	NCL	SL	VIS	MIN
Total interviews	1,500	221	332	364	276	307
MONTHLY HOUSEHOLD INCOME						
Under PHP 10,000	7	2	6	6	10	8
PHP 10,001 TO 20,000	15	5	20	15	13	18
PHP 20,001 TO 40,000	27	24	27	29	26	25
PHP 40,001 TO 70,000	27	32	26	26	26	27
PHP 70,001 TO 115,000	14	23	11	15	13	9
PHP 115,001 TO 200,000	6	9	6	5	8	5
MORE THAN 200,000	3	4	3	4	1	6
DON'T KNOW/REFUSED	2	0	1	2	3	2
CELLPHONE USAGE						
Owner AND user	99	100	99	99	99	98
Non-owner BUT user	1	0	1	1	1	2
Non-owner AND non-user	0	0	0	0	0	0
MEDIA AT HOME						
Internet access at home	94	98	94	93	93	93
Cable TV at home	61	68	52	62	63	64

	Total	NCR	NCL	SL	VIS	MIN
Total interviews	1,500	221	332	364	276	307
HOUSEHOLD COMPOSITION						
Average # of HH member	5.0	4.7	4.7	5.0	5.0	5.3
Average # of registered voters in the HH	3.6	3.4	3.5	3.6	3.8	3.9
VOTING EXPERIENCE						
Voted in 2016 (among 25 yo and up)	89	90	87	88	91	91
Voted in 2019 (among 22 yo and up)	90	94	88	87	94	87
Voted in 2022 (among 19 yo and up)	94	94	95	92	95	94
POLITICAL LEANING: MARCOS ADMINISTRATION						
PRO-Marcos administration	46	42	49	44	43	51
Undecided	36	33	35	36	39	36
ANTI-Marcos administration	18	25	16	20	17	12
POLITICAL LEANING: OPPOSITION PARTY (LIBERAL PARTY)						
PRO-Opposition	21	26	17	23	20	22
Undecided	47	48	48	48	48	44
ANTI-Opposition	32	26	35	29	32	35

Significant dip for Pro Admin last quarter is reversed this Q4, as the other extreme end (Anti) drops significantly. Disposition towards the Opposition, on the other hand, is very stable.

POLITICAL LEANING: MARCOS ADMINISTRATION (%)	Q4 '23	Q3'23	Q2'23	Q1'23
<i>Total interviews</i>	1500	1500	1500	1500
PRO-ADMINISTRATION	46	43	48	48
Neither PRO nor ANTI administration	36	34	32	34
ANTI-ADMINISTRATION	18	23	20	18

POLITICAL LEANING: OPPOSITION (LIBERAL PARTY %)	Q4'23	Q3'23	Q2'23	Q1'23
<i>Total interviews</i>	1500	1500	1500	1500
PRO-OPPOSITION	21	20	20	18
NEITHER PRO NOR ANTI OPPOSITION	47	48	45	46
ANTI-OPPOSITION	32	33	35	36

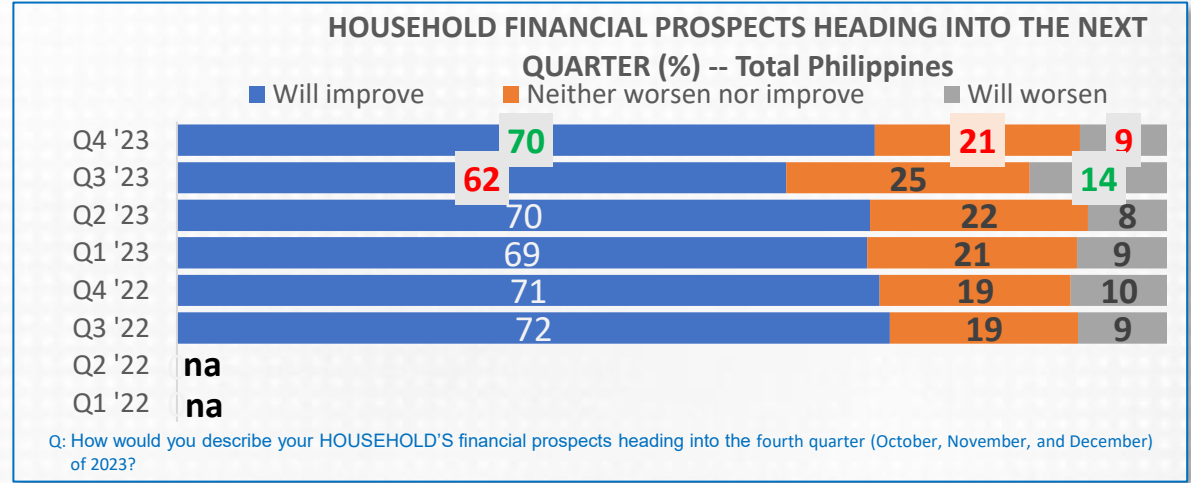
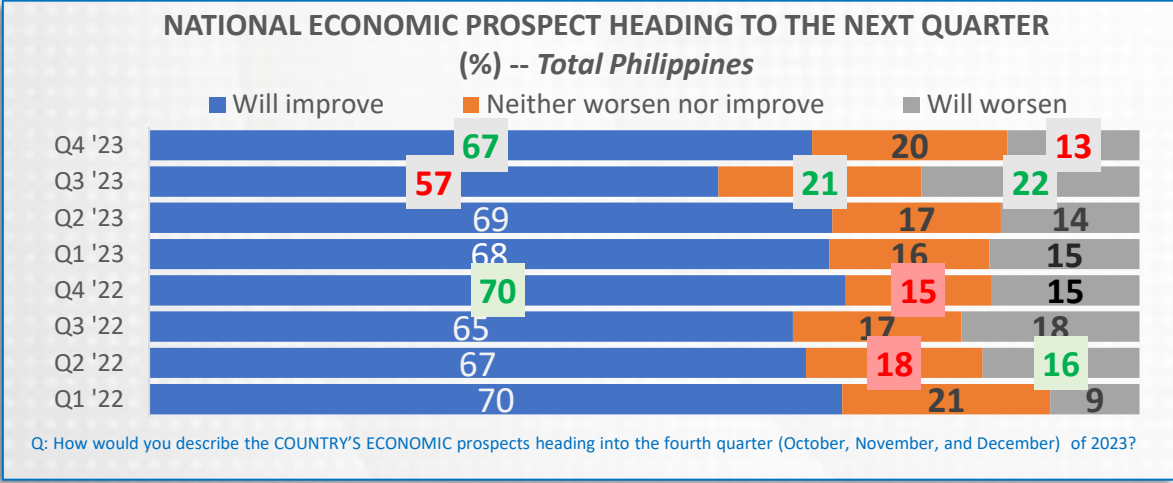
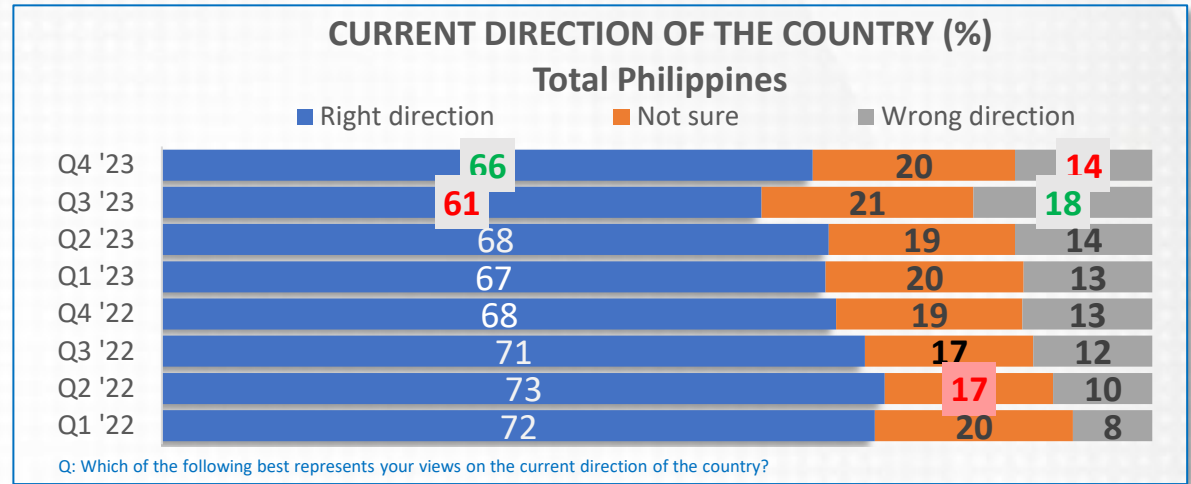
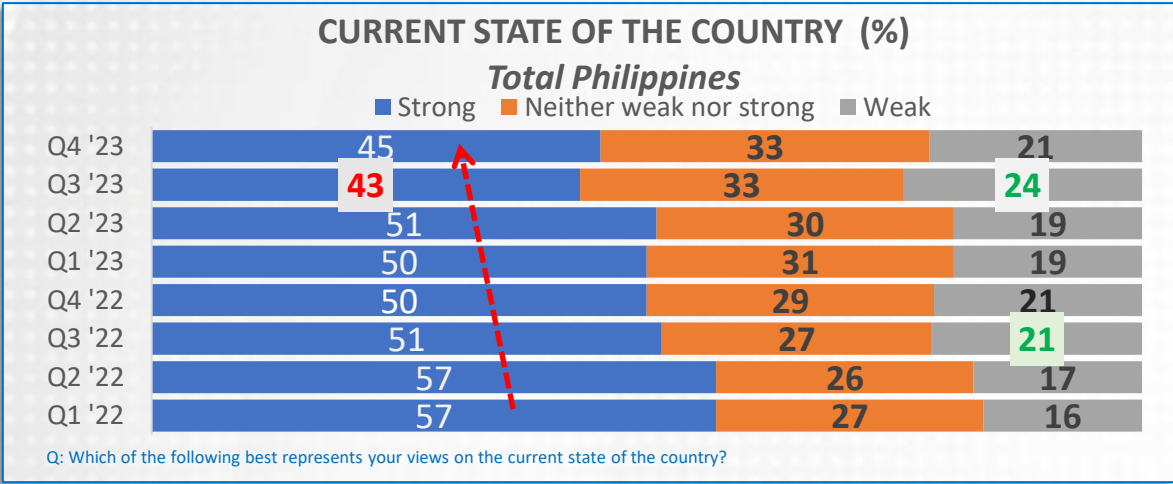
		POLITICAL LEANING: OPPOSITION (LIBERAL PARTY - %)		
Q4'23 vs (Q3'23)		PRO-OPPOSITION	NEITHER PRO NOR ANTI-OPPOSITION	ANTI-OPPOSITION
<i>Total interviews</i>		%	%	%
POLITICAL LEANING: MARCOS ADMINISTRATION (%)				
PRO-ADMINISTRATION		12 (9)	17 (15)	18 (19)
Neither PRO nor ANTI administration		3 (4)	25 (25)	8 (6)
ANTI-ADMINISTRATION		6 (7)	5 (8)	6 (8)

TRACKING MODULES

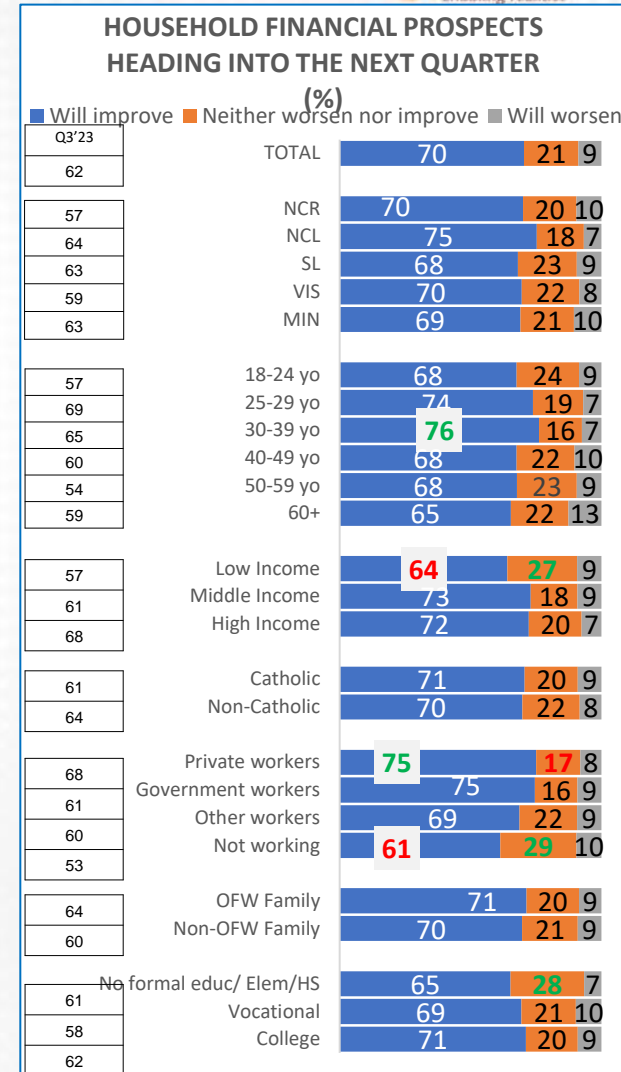
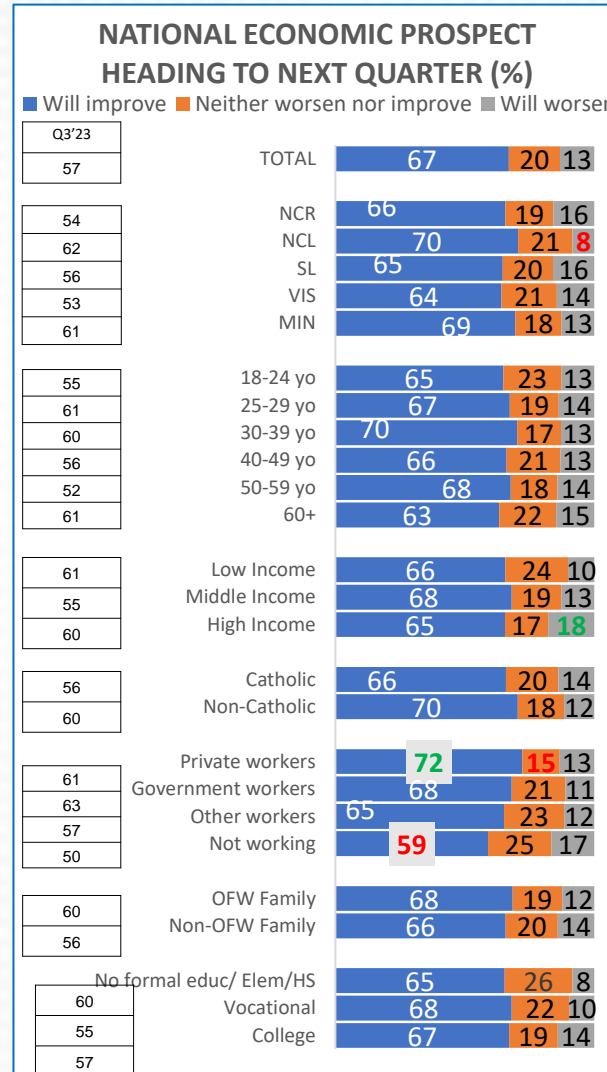
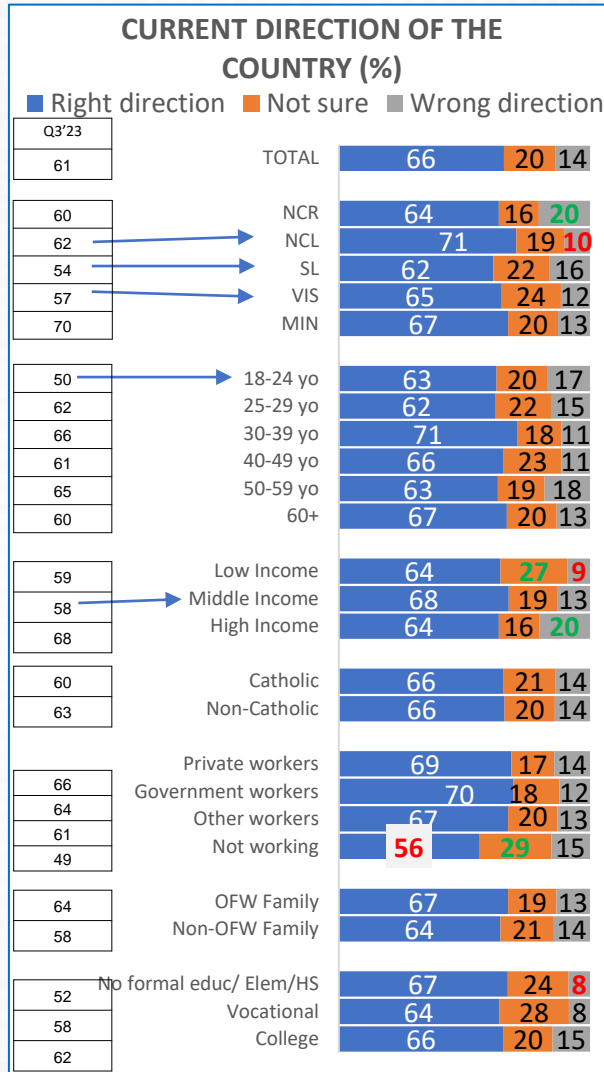
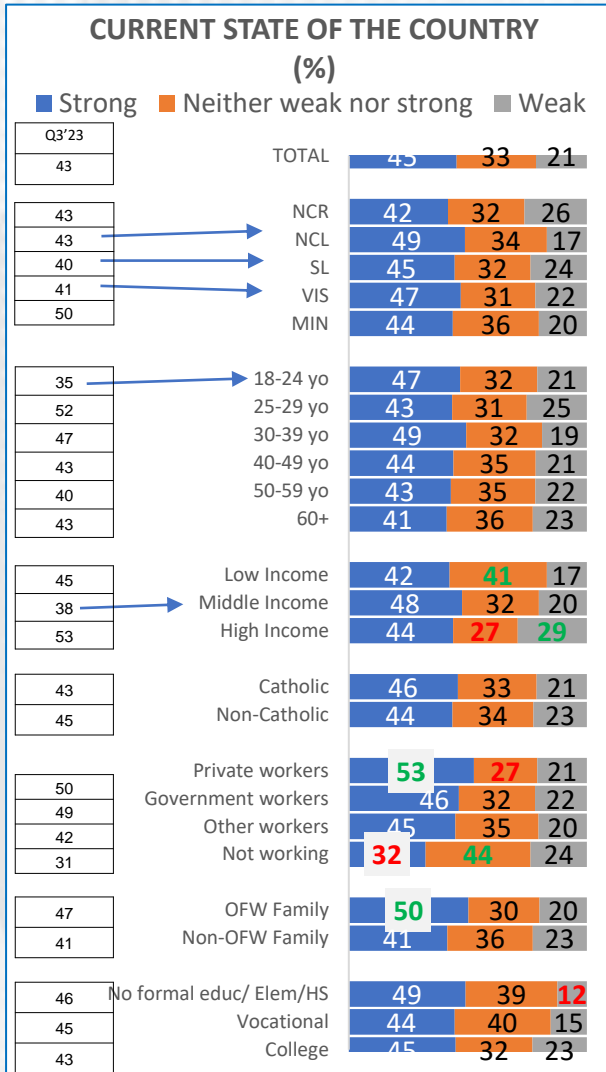
Period	Survey Dates
Q4 2023	November 29-December 4, 2023
Q3 2023	September 7-12, 2023
Q2 2023	March 2-6, 2023
Q1 2023	June 7-12, 2023
Q4 2022	November 25-30, 2022
Q3 2022	September 16-20, 2022
Q2 2022	June 16-22, 2022
Q1 2022	March 30 – April 06, 2022

STATE OF COUNTRY, NATIONAL AND HOUSEHOLD ECONOMIC OUTLOOK

Coincident to the recovery of Pro Admin sentiments, views towards the current state, direction, economic and financial prospects all pick up from last quarters worst rating yet. However, current state is still on a downtrend.



NCL, SL, Vis, 18-24s, Middle Income primarily drive recovery of better opinion on the PH's current state and direction. All main regions, however, have become optimistic again with regards National economic and HH financial prospects.



2023 END OF THE YEAR

SURVEY PERIOD: November 29-December 4, 2023 | Base: 1,500

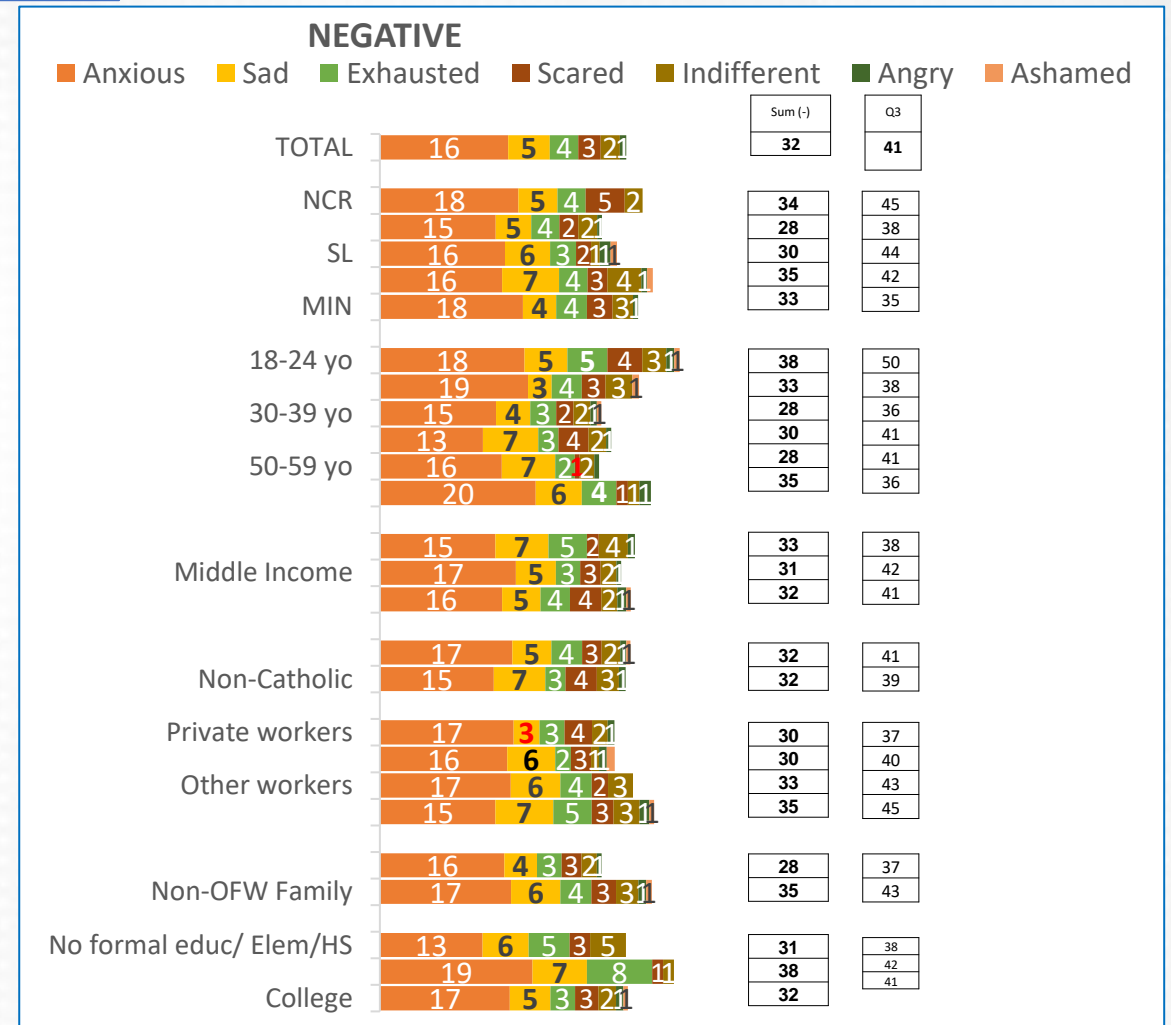
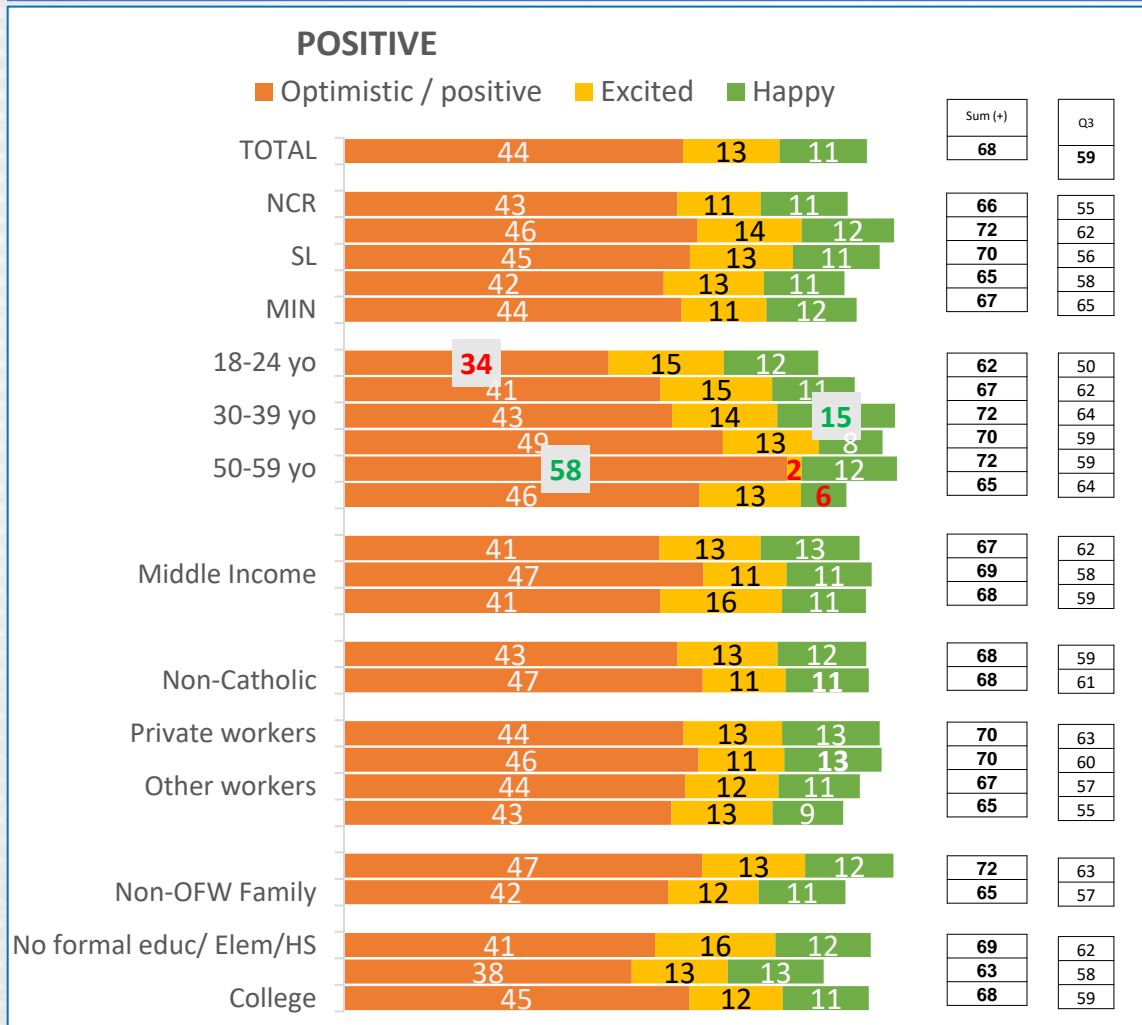
*HH INCOME: Low - ₱20,000 & Below | Middle - ₱20,001 - ₱70,000 | High - ₱70,001 & Higher

Significantly **HIGHER** vs TOTAL at 95% level

Significantly **LOWER** vs TOTAL at 95% level

Expectedly overall positive emotions also increase, observed across all regions and socio-demographic segments.

PRESENTIMENT ABOUT THE STATE OF THE PHILIPPINES HEADING TO Q1 2024 (%)



Q: Which of the following best describes how you feel about the state of the Philippines heading into the 1st quarter of 2024?

Compared to last year, about 6 in 10 feel we are in a better place. But not as much among the Low Income HH and Non-working, who are to skew among the undecided (i.e., don't know/can't say).

In your opinion, are we better off today than in 2022?

	TOTAL	AREA					AGE GROUP						HH INCOME*			RELIGION		WORK STATUS				OFW		EDUCATION		
		NC R	NCL	SL	VIS	MIN	18-24 yo	25-29 yo	30-39 yo	40-49 yo	50-59 yo	60+	LOW	MID-DLE	HIG H	Cath olic	Non-Cath olic	Priv ate work ers	Govt work ers	Othe r work ers	Not work ing	OFW Fam ily	Non-OFW Fam ily	No educ Ele m/H S	Voca tional	Coll ege
Total interviews	1500	221	332	364	276	307	293	233	365	312	161	136	326	803	347	1149	351	599	197	378	326	669	831	153	72	1275
YES	56	53	61	59	54	50	54	55	58	57	54	55	48	58	60	55	57	59	62	57	46	58	54	52	44	57
NO	32	38	25	30	36	36	30	34	32	31	32	38	34	32	34	33	30	32	30	30	37	31	34	33	38	32
DON'T KNOW/CAN'T SAY	12	9	14	10	10	14	16	11	11	11	14	7	18	11	7	12	12	10	8	13	17	11	13	15	18	11

NATIONAL ISSUES

Of the 10 national issues asked, modernization of water transport services and shipping ports go hand-in-hand with the proposed salary hike for public school teachers and healthcare workers as top most approved. Senate resolution to escalate issue on China's provocations in the West Ph Sea to the UNGA, to continue using Love the Ph as the tourism slogan, and refocusing the K-10 curriculum on foundational learning skills round up the top 5.

APPROVAL OF NATIONAL ISSUES <i>(Approve+strongly approve)</i>	TOTAL	AREA					AGE GROUP						HH INCOME*			RELIGION		WORK STATUS				OFW		EDUCATION		
		NCR	NCL	SL	VIS	MIN	18-24 yo	25-29 yo	30-39 yo	40-49 yo	50-59 yo	60+	LOW	MID-DLE	HIGH	Catholic	Non-Catholic	Private workers	Govt workers	Other workers	Not working	OFW Family	Non-OFW Family	No educ Elem /HS	Vocational	College
<i>Total interviews</i>	1500	221	332	364	276	307	293	233	365	312	161	136	326	803	347	1149	351	599	197	378	326	669	831	153	72	1275
Modernization of Water Transport Services and Shipping Ports	87	88	83	89	87	87	77	85	90	86	91	95	82	88	88	86	89	86	87	89	84	86	87	82	85	87
Proposed salary hike for public school teachers and healthcare workers	86	89	83	89	86	84	80	87	86	86	90	90	83	88	86	87	84	85	87	88	85	86	86	83	86	86
A Senate Resolution calling on the government to raise the issue of China's acts of provocation and aggression in the West Philippine Sea before the United Nations General Assembly	72	78	70	74	72	67	61	73	70	77	77	79	61	76	75	73	69	75	71	71	68	74	70	61	72	73
Continuous use of tourism slogan "Love the Philippines"	68	65	67	69	64	72	62	69	72	68	65	68	68	70	63	67	70	67	73	70	63	68	67	71	61	68
Decongesting subjects in K-10 curriculum to focus on foundational learning skills (Reading, Writing, Arithmetic)	66	66	66	65	68	63	57	64	68	69	68	68	55	69	67	65	68	66	73	67	58	68	64	52	63	67
Continuation of Public Utility Vehicle (PUV) Modernization and Consolidation of PUVs into one association/corporations	62	70	57	55	64	68	53	66	64	64	63	64	50	67	64	61	67	66	65	60	56	64	61	53	58	63

Q: Using the rating scale from 1 to 5 where 1 is STRONGLY DISAPPROVE, 3 is NEITHER APPROVE NOR DISAPPROVE, and 5 is STRONGLY APPROVE, how would you describe your position on the following issues?

The least approved are Pres. BBM's EO#47 that will grant amnesty to known rebel groups/leftist parties, resumption of investigation on EJK's during ex-Pres. Duterte's administration, and proposed hiring of unlicensed nurses as nursing assistants.

APPROVAL OF NATIONAL ISSUES <i>(Approve+strongly approve)</i>	TO TAL	AREA					AGE GROUP						HH INCOME*			RELIGION		WORK STATUS				OFW		EDUCATION		
		NC R	NCL	SL	VIS	MIN	18-24 yo	25-29 yo	30-39 yo	40-49 yo	50-59 yo	60+	LOW	MID-DLE	HIG H	Cath olic	Non-Cath olic	Priv ate work ers	Govt work ers	Othe r work ers	Not work ing	OFW Fam ily	Non-OFW Fam ily	No educ Ele m/H S	Voca tion al	Coll ege
<i>Total interviews</i>	1500	221	332	364	276	307	293	233	365	312	161	136	326	803	347	1149	351	599	197	378	326	669	831	153	72	1275
Lower House passed a bill penalizing military and uniformed personnel (MUPs) on any acts of arbitrary internal displacement during armed conflicts	57	58	58	59	56	54	49	61	60	59	52	60	51	59	59	57	57	60	60	57	49	59	56	58	51	57
Proposed hiring of unlicensed nurses to work as "nursing assistants"	47	47	46	44	48	50	32	47	46	50	58	58	39	49	50	45	52	50	43	49	41	48	46	36	43	48
International Criminal Court (ICC) decision to authorize resumption of investigation on the alleged extrajudicial killings of ex-Pres. Duterte's War on Drugs	46	50	47	52	41	37	52	47	44	42	40	50	46	46	47	47	41	45	51	44	46	45	55	56	44	
President Marcos issues Executive Order No. 47 mandating the National Amnesty Commission to receive, process, and grant amnesty to members of Rebolusyonaryong Partido ng Manggagawa ng Pilipinas, CPP-NPA-NDFP, MILF, and MNLF	45	44	45	49	43	43	44	41	50	44	39	48	44	48	41	44	47	47	46	47	39	48	42	43	38	46

SL's leaning toward anti-Duterte sentiments still obvious with the positive skew in favor of ICC's decision while MIN has the least approval.

Q: Using the rating scale from 1 to 5 where 1 is STRONGLY DISAPPROVE, 3 is NEITHER APPROVE NOR DISAPPROVE, and 5 is STRONGLY APPROVE, how would you describe your position on the following issues?

MACRO AND MICRO ISSUES

No change in the topmost important issues that Pres. BBM needs to focus on, i.e., our country's economy, prices/inflation, corruption, poverty, and jobs/livelihood.

MOST IMPORTANT ISSUE THAT PRES. FERDINAND MARCOS JR. SHOULD FOCUS ON

	TOTAL	AREA					AGE GROUP						HH INCOME*			RELIGION		WORK STATUS				OFW		EDUCATION		
		NC R	NCL	SL	VIS	MIN	18-24 yo	25-29 yo	30-39 yo	40-49 yo	50-59 yo	60+	LOW	MID-DLE	HIG H	Cath olic	Non-Cath olic	Priv ate work ers	Govt work ers	Othe r work ers	Not work ing	OFW Fam ily	Non-OFW Fam ily	No educ Elem /HS	Voca tion al	Coll ege
Total interviews	1500	221	332	364	276	307	293	233	365	312	161	136	326	803	347	1149	351	599	197	378	326	669	831	153	72	1275
The Philippine economy	15	16	14	15	19	13	12	15	16	14	12	25	12	16	17	15	17	15	12	18	14	16	14	14	17	15
Prices / inflation	15	14	14	15	14	18	14	15	15	15	16	17	15	15	14	15	15	15	16	12	17	14	16	17	15	15
Corruption	12	14	11	14	11	11	11	10	11	15	15	13	13	12	13	13	11	13	13	9	13	12	12	5	6	13
Poverty	12	13	9	13	10	12	17	12	10	9	13	6	12	11	12	12	10	11	11	13	11	10	12	16	17	11
Jobs	9	8	8	9	11	9	8	11	10	10	8	6	11	9	8	9	9	10	9	8	9	9	9	8	13	9
Education	6	6	5	9	7	5	9	6	4	7	6	7	5	7	5	6	8	5	10	5	8	6	7	12	1	6
Agriculture	6	7	7	5	4	7	7	6	5	5	5	11	5	7	6	7	5	5	6	7	8	7	6	3	6	7
Wages	6	3	9	6	5	6	7	9	7	5	2	4	9	5	5	6	5	8	8	4	5	7	6	6	6	6
Peace and order / crime	5	5	8	4	4	5	5	6	6	5	6	2	7	5	5	5	7	4	5	7	5	6	4	7	7	5
Illegal drugs	3	3	2	2	3	5	2	2	5	3	5	0	3	3	2	3	3	3	4	4	2	3	3	1	3	3
Environment	2	2	2	1	3	4	1	2	3	3	2	1	2	2	3	3	2	3	2	2	2	2	3	4	3	2

Below 2% Total mention are not shown

Q: Select the most important issues that President Ferdinand Marcos Jr. should focus on.



2023 END OF THE YEAR

SURVEY PERIOD: November 29-December 4, 2023 | Base: 1,500

*HH INCOME: Low - ₱20,000 & Below | Middle - ₱20,001 - ₱70,000 | High - ₱70,001 & Higher

Significantly HIGHER vs TOTAL at 95% level

Significantly LOWER vs TOTAL at 95% level

Linked to the clamor for PBBM to focus on urgent issues are the most pressing concerns of HHs going into the next quarter, which is essentially **survival**, i.e., finding employment/losing jobs, not enough pay to afford basic needs.

MOST IMPORTANT HOUSEHOLD CONCERN HEADING INTO NEXT QUARTER

	TOT AL	AREA					AGE GROUP						HH INCOME*			RELIGION		WORK STATUS				OFW		EDUCATION		
		NC R	NCL	SL	VIS	MIN	18-24 yo	25-29 yo	30-39 yo	40-49 yo	50-59 yo	60+	LOW	MID-DLE	HIG H	Cath olic	Non-Cath olic	Priv ate work ers	Govt work ers	Othe r work ers	Not working	OFW Family	Non-OFW Family	No educ Elem /HS	Voca tion al	Coll ege
Total interviews	1500	221	332	364	276	307	293	233	365	312	161	136	326	803	347	1149	351	599	197	378	326	669	831	153	72	1275
Difficulty in finding employment	14	13	14	15	17	13	18	17	15	11	13	8	22	13	10	14	16	13	6	18	19	15	14	16	15	14
Not being able to afford basic needs	12	11	12	13	11	12	11	14	10	15	9	13	17	11	9	12	11	11	11	12	14	10	13	16	11	12
Losing a job	12	17	8	11	13	12	12	10	13	13	11	7	11	11	14	12	9	13	11	13	7	12	12	11	13	12
Not getting enough pay	11	11	12	11	14	9	12	18	11	8	12	7	10	13	9	11	11	14	17	7	9	11	11	6	8	12
Not being able to buy basic commodities due to prices	11	12	10	12	12	12	11	9	11	11	12	17	9	12	13	11	13	10	13	10	13	12	11	12	13	11
Cannot avail of health services or hospitalization	8	5	11	9	6	7	9	4	7	9	9	10	9	8	5	7	10	8	7	8	8	7	8	6	8	8
Become a victim of a crime	7	6	8	5	7	7	4	6	8	8	10	4	3	8	7	7	8	7	8	6	6	9	6	7	10	7
Getting sick with a serious disease apart from COVID-19	7	9	6	7	4	7	5	5	7	6	5	14	3	7	10	7	5	5	7	7	8	7	6	5	6	7
Unable to buy medicine for treatable illnesses (cough, fever, flu, diarrhea, etc.)	3	3	2	4	3	3	5	3	2	4	2	4	5	2	4	3	4	4	3	3	3	3	3	6	0	3
Not being able to send my/our children to college	3	1	4	2	1	3	2	2	2	3	3	4	3	2	3	3	2	2	3	3	3	3	2	5	4	2

Below 3% Total mention are not shown

Q: Select and rank three (3) of the biggest concerns of your household heading into the 1st quarter of 2024?



2023 END OF THE YEAR

SURVEY PERIOD: November 29-December 4, 2023 | Base: 1,500

*HH INCOME: Low - ₱20,000 & Below | Middle - ₱20,001 - ₱70,000 | High - ₱70,001 & Higher

Significantly **HIGHER** vs TOTAL at 95% level

Significantly **LOWER** vs TOTAL at 95% level

Also related to survival concerns is the rise in crimes and use of illegal drugs in one's community, causing apprehension in 9 out of 10 Filipino voter respondents.

Are you alarmed on the rise of crimes and use of illegal drugs in your community?

	TOTAL	AREA					AGE GROUP						HH INCOME*			RELIGION		WORK STATUS				OFW		EDUCATION		
		NCR	NCL	SL	VIS	MIN	18-24 yo	25-29 yo	30-39 yo	40-49 yo	50-59 yo	60+	LOW	MID-DLE	HIGH	Catholic	Non-Catholic	Private workers	Govt workers	Other workers	Not working	OFW Family	Non-OFW Family	No educ Elem /HS	Vocational	College
Total interviews	1500	221	332	364	276	307	293	233	365	312	161	136	326	803	347	1149	351	599	197	378	326	669	831	153	72	1275
Yes	88	85	86	89	89	91	91	91	90	89	78	79	88	88	88	88	87	90	90	87	84	90	86	88	92	88
No	12	15	14	11	11	9	9	9	10	11	22	21	12	12	12	12	13	10	10	13	16	10	14	12	8	12

SCORECARD FOR NATIONAL LEADERS AND INSTITUTIONS

APPROVAL RATINGS

PBBM's approval slightly recovers (driven by NCL,SL,VIS) but VP Sara's continue to slip albeit not as significant. Similarly, HS Romualdez stabilizes but still showing a downtrend while CJ Gesmundo sustains his ratings. Only full recovery (pulled by SL) is seen for SP Zubiri, as his approval is back to similar levels prior to dip.

APPROVAL RATINGS – Top

■ No basis for rating ■ Disapprove ■ Neither disapprove nor approve ■ Approve

Pres. Ferdinand Marcos Jr				
TOTAL	Q4 '23	17	25	58
	Q3 '23	21	24	55
	Q2 '23	17	21	62
	Q1 '23	18	22	60
	Q4 '22	17	19	64
NCR	Q4 '23	25	21	53
	Q3 '23	29	19	52
	Q2 '23	19	20	61
	Q1 '23	22	21	57
	Q4 '22	19	22	60
NCL	Q4 '23	13	25	62
	Q3 '23	17	25	56
	Q2 '23	17	23	60
	Q1 '23	13	19	68
	Q4 '22	13	17	70
SL	Q4 '23	18	27	55
	Q3 '23	25	27	49
	Q2 '23	21	23	55
	Q1 '23	24	23	53
	Q4 '22	25	20	55
VIS	Q4 '23	17	27	57
	Q3 '23	22	26	52
	Q2 '23	16	13	71
	Q1 '23	17	23	60
	Q4 '22	17	24	59
MIN	Q4 '23	13	24	62
	Q3 '23	14	23	64
	Q2 '23	12	25	63
	Q1 '23	14	23	63
	Q4 '22	12	15	73

VP Sara Duterte-Carpio				
TOTAL	Q4 '23	20	21	59
	Q3 '23	18	20	62
	Q2 '23	14	19	67
	Q1 '23	15	18	67
	Q4 '22	15	17	68
NCR	Q4 '23	23	16	52
	Q3 '23	29	17	54
	Q2 '23	17	15	69
	Q1 '23	18	19	63
	Q4 '22	22	21	58
NCL	Q4 '23	21	23	56
	Q3 '23	16	26	57
	Q2 '23	17	23	61
	Q1 '23	13	16	70
	Q4 '22	11	17	72
SL	Q4 '23	26	24	51
	Q3 '23	25	22	53
	Q2 '23	20	24	56
	Q1 '23	21	22	57
	Q4 '22	21	19	60
VIS	Q4 '23	17	22	61
	Q3 '23	15	24	61
	Q2 '23	11	15	74
	Q1 '23	12	19	69
	Q4 '22	16	17	67
MIN	Q4 '23	8	17	76
	Q3 '23	6	10	84
	Q2 '23	4	17	79
	Q1 '23	12	13	76
	Q4 '22	9	11	80

Sen. Pres. Juan Miguel Zubiri				
TOTAL	Q4 '23	51	35	47
	Q3 '23	61	37	43
	Q2 '23	51	34	48
	Q1 '23	61	35	47
	Q4 '22	71	31	49
NCR	Q4 '23	16	34	45
	Q3 '23	17	31	40
	Q2 '23	17	30	49
	Q1 '23	51	41	40
	Q4 '22	71	28	47
NCL	Q4 '23	51	40	45
	Q3 '23	81	38	40
	Q2 '23	61	35	43
	Q1 '23	69	35	50
	Q4 '22	91	33	47
SL	Q4 '23	51	35	47
	Q3 '23	61	43	35
	Q2 '23	61	37	43
	Q1 '23	71	33	46
	Q4 '22	72	30	43
VIS	Q4 '23	14	35	49
	Q3 '23	12	36	49
	Q2 '23	71	30	53
	Q1 '23	71	35	46
	Q4 '22	91	31	49
MIN	Q4 '23	71	31	51
	Q3 '23	57	34	54
	Q2 '23	49	34	53
	Q1 '23	41	34	51
	Q4 '22	33	31	58

House Speaker Ferdinand Romualdez				
TOTAL	Q4 '23	6	25	35
	Q3 '23	7	18	38
	Q2 '23	7	19	32
	Q1 '23	6	15	36
	Q4 '22	8	16	32
NCR	Q4 '23	5	34	29
	Q3 '23	6	26	30
	Q2 '23	8	20	26
	Q1 '23	7	20	33
	Q4 '22	7	22	34
NCL	Q4 '23	4	20	42
	Q3 '23	7	18	40
	Q2 '23	6	18	37
	Q1 '23	7	11	37
	Q4 '22	10	13	33
SL	Q4 '23	8	20	35
	Q3 '23	9	20	42
	Q2 '23	6	23	35
	Q1 '23	8	18	36
	Q4 '22	9	24	29
VIS	Q4 '23	5	19	35
	Q3 '23	4	16	35
	Q2 '23	6	16	27
	Q1 '23	6	16	37
	Q4 '22	7	17	29
MIN	Q4 '23	7	22	32
	Q3 '23	6	14	40
	Q2 '23	7	19	31
	Q1 '23	4	13	38
	Q4 '22	7	8	34

Chief Justice Alexander Gesmundo				
TOTAL	Q4 '23	10	11	41
	Q3 '23	12	11	41
	Q2 '23	11	11	39
	Q1 '23	9	11	40
	Q4 '22	14	12	36
NCR	Q4 '23	9	13	44
	Q3 '23	9	17	34
	Q2 '23	10	11	41
	Q1 '23	10	11	40
	Q4 '22	10	12	43
NCL	Q4 '23	9	9	45
	Q3 '23	14	10	44
	Q2 '23	11	14	37
	Q1 '23	8	11	36
	Q4 '22	16	10	38
SL	Q4 '23	12	11	40
	Q3 '23	15	12	43
	Q2 '23	12	11	44
	Q1 '23	13	13	39
	Q4 '22	13	14	36
VIS	Q4 '23	10	11	39
	Q3 '23	9	9	42
	Q2 '23	11	9	37
	Q1 '23	9	10	43
	Q4 '22	15	13	34
MIN	Q4 '23	10	14	38
	Q3 '23	12	9	43
	Q2 '23	11	12	38
	Q1 '23	6	12	42
	Q4 '22	9	9	33



2023 END OF THE YEAR

SURVEY PERIOD: November 29-December 4, 2023 | Base: 1,500

Q: Using the rating scale from 1 to 5 where 1 is STRONGLY DISAPPROVE, 3 is NEITHER APPROVE NOR DISAPPROVE, and 5 is STRONGLY APPROVE, how would you rate the overall performance of the following government officials and institutions/agencies THROUGHOUT THE MARCOS ADMINISTRATION, from June 2022 to present?

Significantly **HIGHER** vs Previous period at 95% level

Significantly **LOWER** vs Previous period at 95% level

Middle Income HHs, Catholics and self-employed groups drive recovery of PBBM's approval rating while downtrend for VP Sara is apparent among 40-60+, Low + High Income HHs, Non-Catholics, non-OFW families, among others.

APPROVAL RATINGS – Top (APPROVE+STRONGLY APPROVE)							Pres. Ferdinand Marcos Jr						VP Sara Duterte-Carpio					
Total interviews	Q4 '23	Q3 '23	Q2 '23	Q1 '23	Q4 '22	Q3 '22	Q4 '23	Q3 '23	Q2 '23	Q1 '23	Q4 '22	Q3 '22	Q4 '23	Q3 '23	Q2 '23	Q1 '23	Q4 '22	Q3 '22
TOTAL	1500	1500	1,500	1,500	1500	1500	58	55	62	60	64	62	59	62	67	67	68	66
18-24 YO	293	317	296	311	319	281	53	47	50	52	54	52	52	52	53	57	55	60
25-29 YO	233	221	206	240	270	277	58	57	68	60	66	65	61	63	71	70	71	69
30-39 YO	365	376	324	311	324	376	62	60	63	64	74	67	67	67	73	73	79	67
40-49 YO	312	321	306	302	307	283	59	55	66	63	66	67	63	68	75	72	74	72
50-59 YO	161	151	160	163	201	218	60	54	66	66	60	59	51	56	68	74	60	60
60+ YO	136	114	208	173	79	65	58	56	62	58	57	55	49	57	63	60	61	57
LOW INCOME	326	330	328	379	342	335	60	59	62	57	67	60	62	66	69	66	70	66
MIDDLE INCOME	803	777	814	839	803	809	60	51	63	63	64	64	61	60	69	70	69	67
HIGH INCOME	347	361	319	237	319	327	54	57	61	59	60	57	53	60	65	62	64	59
CATHOLIC	1149	1095	1125	1,125	1094	1098	57	51	63	58	62	63	58	59	68	66	66	67
NON-CATHOLIC	351	405	375	375	406	402	61	64	60	69	68	60	63	68	66	73	72	62
PRIVATE WORKERS	599	561	573	499	571	640	60	59	64	62	64	66	60	65	71	70	68	65
GOVT WORKERS	197	183	163	192	170	173	63	61	79	65	69	58	61	70	75	72	75	65
OTHER WORKERS	378	385	377	419	409	378	62	54	62	63	67	65	64	60	66	69	71	71
NON-WORKING	326	371	387	390	350	309	49	46	52	54	58	54	50	54	60	61	61	60
OFW FAMILY	669	631	664	710	661	648	61	57	62	63	65	64	63	61	69	71	69	67
NON-OFW FAMILY	831	869	836	790	839	852	56	53	62	58	63	61	56	62	66	64	67	64
NO FORMAL EDUC/ ELEM/ HS	153	162	161	216	130	176	58	52	57	56	66	56	59	56	58	68	68	56
VOCATIONAL	72	69	95	101	72	92	54	58	68	64	75	63	58	70	76	71	72	66
COLLEGE	1275	1269	1244	1,183	1298	1232	58	55	62	61	63	63	59	62	68	67	68	67

Q: Using the rating scale from 1 to 5 where 1 is STRONGLY DISAPPROVE, 3 is NEITHER APPROVE NOR DISAPPROVE, and 5 is STRONGLY APPROVE, how would you rate the overall performance of the following government officials and institutions/agencies THROUGHOUT THE MARCOS ADMINISTRATION, from June 2022 to present?



2023 END OF THE YEAR

SURVEY PERIOD: November 29-December 4, 2023 | Base: 1,500

*HH INCOME: Low - P20,000 & Below | Middle - P20,001 - P70,000 | High - P70,001 & Higher

Significantly **HIGHER** vs Previous period at 95% level

Significantly **LOWER** vs Previous period at 95% level

SP Zubiri gains back approval among 30s, Middle Income HHs, Catholics, Non-working, OFW Families and college graduates. **HS Romualdez** is mostly flat to declining in most segments except for a huge drop among Vocational graduates. **CJ Gesmundo**'s gains in some segments are offset by declines in others, resulting to a stable rating vs. PQ.



APPROVAL RATINGS – Top (APPROVE+STRONGLY APPROVE)							Sen. Pres. Juan Miguel Zubiri						House Speaker Ferdinand Romualdez						Chief Justice Alexander Gesmundo					
Total interviews	Q4 '23	Q3 '23	Q2 '23	Q1 '23	Q4 '22	Q3 '22	Q4 '23	Q3 '23	Q2 '23	Q1 '23	Q4 '22	Q3 '22	Q4 '23	Q3 '23	Q2 '23	Q1 '23	Q4 '22	Q3 '22	Q4 '23	Q3 '23	Q2 '23	Q1 '23	Q4 '22	Q3 '22
TOTAL	1500	1500	1,500	1,500	1500	1500	47	43	48	47	49	50	36	37	42	42	44	46	37	36	38	39	38	43
18-24 YO	293	317	296	311	319	281	40	34	37	38	40	41	39	33	36	35	34	38	37	30	33	32	30	37
25-29 YO	233	221	206	240	270	277	46	44	46	48	52	53	37	45	47	44	47	47	39	38	41	40	40	47
30-39 YO	365	376	324	311	324	376	55	44	49	51	56	57	39	38	45	44	52	52	39	32	38	40	40	46
40-49 YO	312	321	306	302	307	283	45	46	55	51	50	49	31	35	46	44	45	46	35	35	41	40	41	40
50-59 YO	161	151	160	163	201	218	47	48	57	53	50	52	34	39	42	47	44	47	35	48	43	47	43	46
60+ YO	136	114	208	173	79	65	53	50	47	45	39	42	30	33	38	40	39	42	37	41	37	42	37	37
LOW INCOME	326	330	328	379	342	335	45	43	46	42	44	47	37	41	43	39	41	44	35	35	39	34	36	41
MIDDLE INCOME	803	777	814	839	803	809	50	43	50	50	51	51	35	33	43	42	45	47	39	33	37	41	39	42
HIGH INCOME	347	361	319	237	319	327	45	46	47	49	50	49	35	42	43	47	46	44	36	41	43	45	42	44
CATHOLIC	1149	1095	1125	1,125	1094	1098	47	42	49	47	48	50	36	37	42	41	43	45	37	35	39	38	38	42
NON-CATHOLIC	351	405	375	375	406	402	49	46	45	49	51	51	36	37	42	43	48	49	38	37	37	44	40	46
PRIVATE WORKERS	599	561	573	499	571	640	48	45	52	49	53	52	39	40	48	45	49	49	40	39	43	42	42	45
GOVT WORKERS	197	183	163	192	170	173	51	52	55	54	50	53	41	44	55	49	46	49	39	45	48	45	39	46
OTHER WORKERS	378	385	377	419	409	378	48	44	46	51	51	51	35	34	38	44	47	47	36	35	36	41	41	44
NON-WORKING	326	371	387	390	350	309	44	35	40	39	39	45	29	31	33	33	32	39	33	26	29	31	30	35
OFW FAMILY	669	631	664	710	661	648	51	45	49	51	50	52	37	39	43	43	48	46	41	39	42	43	41	47
NON-OFW FAMILY	831	869	836	790	839	852	44	42	47	44	48	49	35	35	42	41	42	46	34	33	35	36	37	40
NO FORMAL EDUC/ ELEM/ HS	153	162	161	216	130	176	40	40	35	44	52	49	33	38	34	38	45	45	29	39	29	37	40	36
VOCATIONAL	72	69	95	101	72	92	46	41	54	44	57	51	24	41	45	42	42	52	26	29	44	33	43	43
COLLEGE	1275	1269	1244	1,183	1298	1232	48	44	49	48	48	50	37	37	43	43	44	46	39	36	39	40	38	44

Q: Using the rating scale from 1 to 5 where 1 is STRONGLY DISAPPROVE, 3 is NEITHER APPROVE NOR DISAPPROVE, and 5 is STRONGLY APPROVE, how would you rate the overall performance of the following government officials and institutions/agencies THROUGHOUT THE MARCOS ADMINISTRATION, from June 2022 to present?



2023 END OF THE YEAR

SURVEY PERIOD: November 29-December 4, 2023 | Base: 1,500

*HH INCOME: Low - P20,000 & Below | Middle - P20,001 - P70,000 | High - P70,001 & Higher

Significantly **HIGHER** vs Previous period at 95% level
 Significantly **LOWER** vs Previous period at 95% level

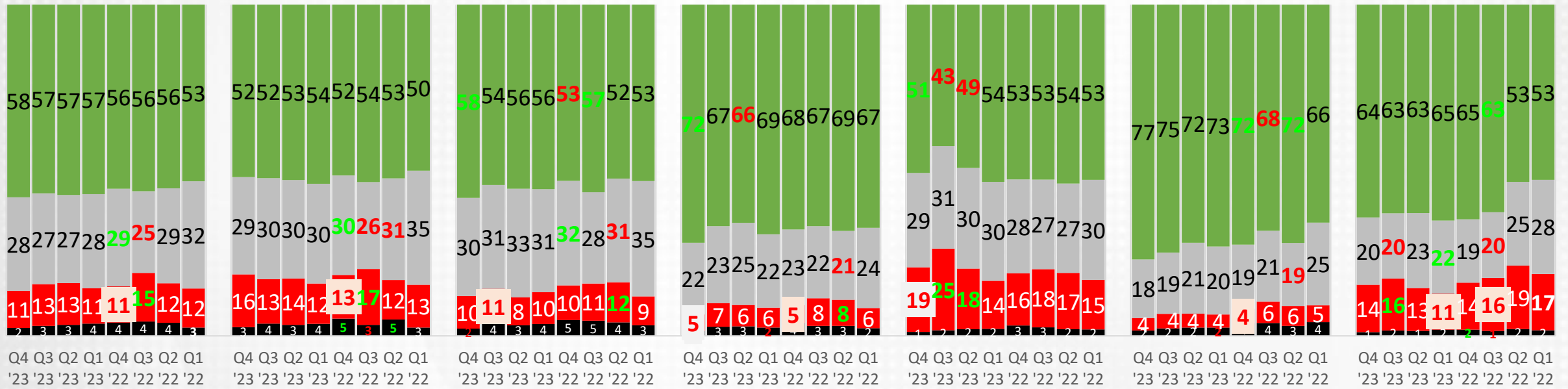
Gainers among government agencies this quarter are the **Supreme Court**, **AFP**, **PNP**, **DOT** (slide 26), **DA**, **DTI** (slide 27), **DOF**, **DOJ**, **DSHUD** (slide 28). All other agencies have flat/stable ratings vs Q3'23.

TESDA remains at the top (highest rating this Q4 since 2022), followed by **AFP** (breaking the tie with DOST last quarter). **DBM** occupies the lowest rank rating at 47%, overtaken by **DSHUD** with its 4-pct pt increase.

APPROVAL RATINGS – Agencies

TOTAL PHILIPPINES

■ No Basis ■ Disapprove (Disapprove+Strongly Disapprove) ■ Undecided ■ Approve (Approve+Strongly Approve)



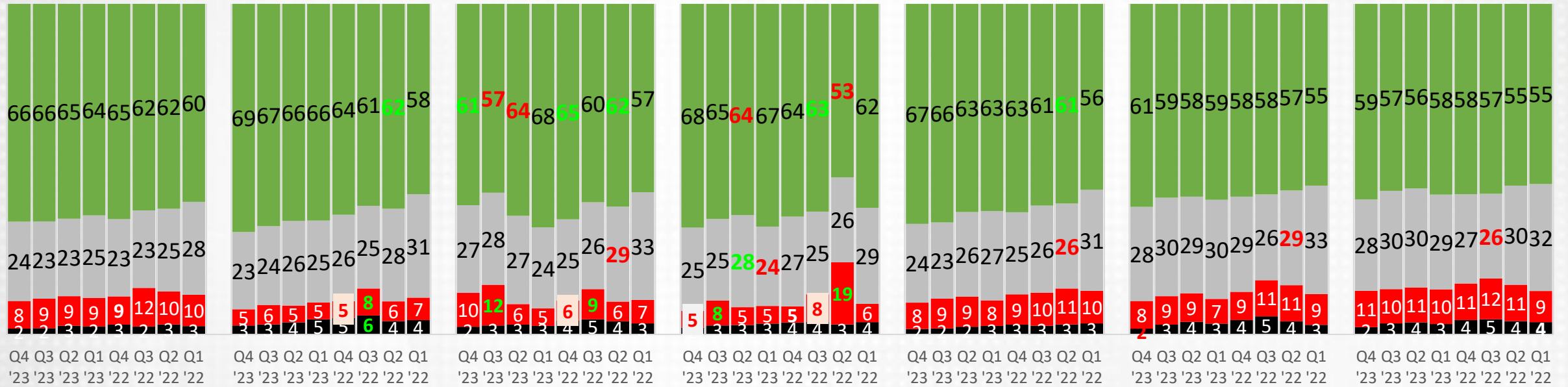
Senate	House of Representatives	Supreme Court ↑	AFP ↑	PNP ↑	TESDA	DepEd
--------	--------------------------	-----------------	-------	-------	-------	-------

Q: Using the rating scale from 1 to 5 where 1 is STRONGLY DISAPPROVE, 3 is NEITHER APPROVE NOR DISAPPROVE, and 5 is STRONGLY APPROVE, how would you rate the overall performance of the following government officials and institutions/agencies THROUGHOUT THE MARCOS ADMINISTRATION, from June 2022 to present?

APPROVAL RATINGS – Agencies (cont'd)

TOTAL PHILIPPINES

■ No Basis
 ■ Disapprove (Disapprove+Strongly Disapprove)
 ■ Undecided
 ■ Approve (Approve+Strongly Approve)



DSWD	DOST	DOT ↑	BSP	CHED	DFA	DENR
------	------	--	-----	------	-----	------

Q: Using the rating scale from 1 to 5 where 1 is STRONGLY DISAPPROVE, 3 is NEITHER APPROVE NOR DISAPPROVE, and 5 is STRONGLY APPROVE, how would you rate the overall performance of the following government officials and institutions/agencies?



2023 END OF THE YEAR

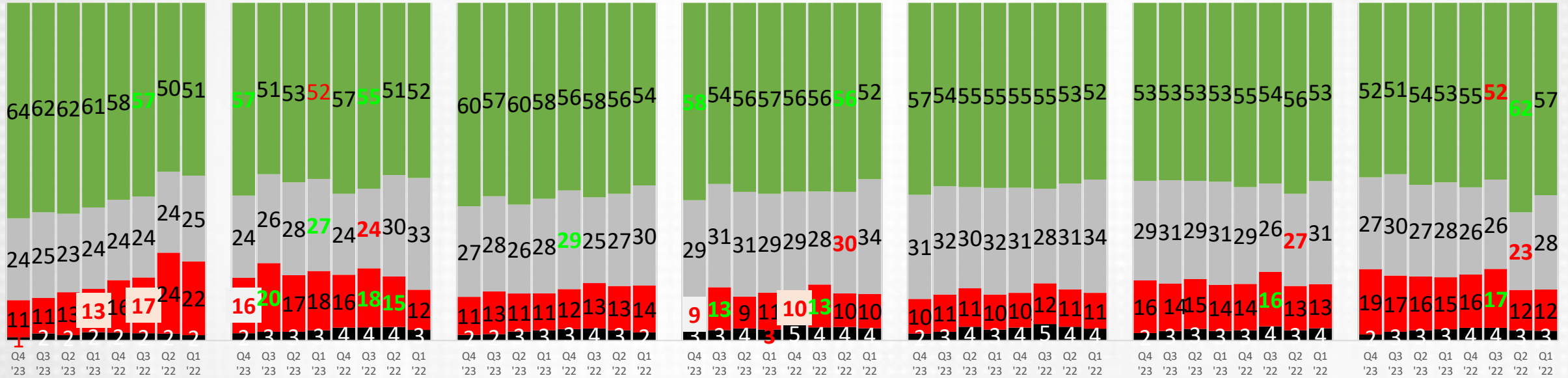
SURVEY PERIOD: November 29-December 4, 2023 | Base: 1,500

Significantly **HIGHER** vs Previous period at 95% level
Significantly **LOWER** vs Previous period at 95% level

APPROVAL RATINGS – Agencies (cont'd)

TOTAL PHILIPPINES

■ No Basis ■ Disapprove (Disapprove+Strongly Disapprove) ■ Undecided ■ Approve (Approve+Strongly Approve)



DOH	DA	DOLE	DTI	DILG	DOTr	DPWH
-----	----	------	-----	------	------	------

Q: Using the rating scale from 1 to 5 where 1 is STRONGLY DISAPPROVE, 3 is NEITHER APPROVE NOR DISAPPROVE, and 5 is STRONGLY APPROVE, how would you rate the overall performance of the following government officials and institutions/agencies THROUGHOUT THE MARCOS ADMINISTRATION, from June 2022 to present?



2023 END OF THE YEAR

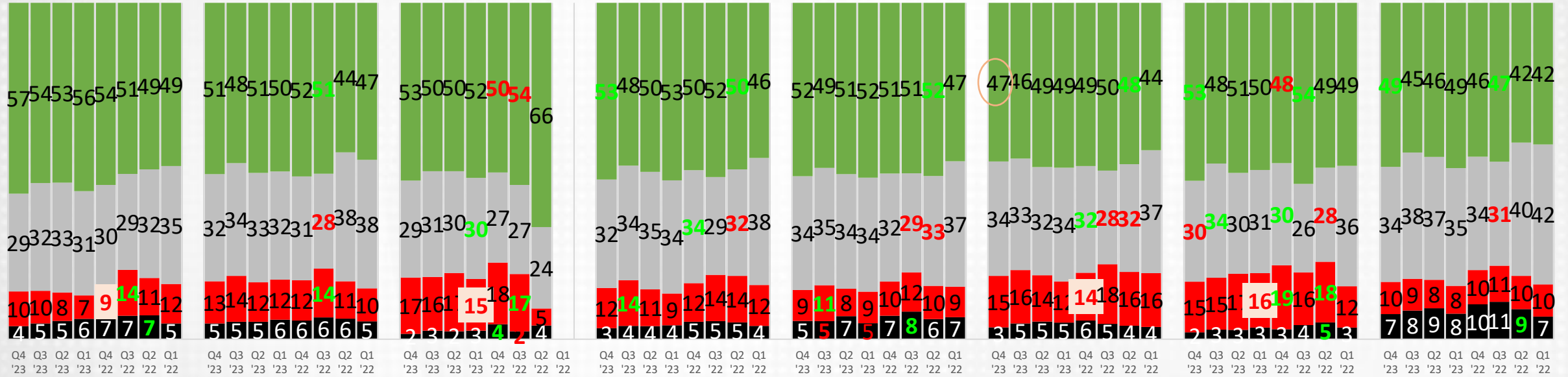
SURVEY PERIOD: November 29-December 4, 2023 | Base: 1,500

Significantly **HIGHER** vs Previous Period at 95% level
 Significantly **LOWER** vs Previous Period at 95% level

APPROVAL RATINGS – Agencies (cont'd)

TOTAL PHILIPPINES

■ No Basis ■ Disapprove (Disapprove+Strongly Disapprove) ■ Undecided ■ Approve (Approve+Strongly Approve)



DICT	DAR	COMELEC	DOF ↑	NEDA	DBM	DOJ ↑	DHSUD ↑
------	-----	---------	-------	------	-----	-------	---------

Q: Using the rating scale from 1 to 5 where 1 is STRONGLY DISAPPROVE, 3 is NEITHER APPROVE NOR DISAPPROVE, and 5 is STRONGLY APPROVE, how would you rate the overall performance of the following government officials and institutions/agencies THROUGHOUT THE MARCOS ADMINISTRATION, from June 2022 to present?



2023 END OF THE YEAR

SURVEY PERIOD: November 29-December 4, 2023 | Base: 1,500

Significantly **HIGHER** vs Previous Period at 95% level
Significantly **LOWER** vs Previous Period at 95% level

Zooming in on the gainers, **SC** improvement is driven mainly by NCL, 18-24s, Middle Income, Catholics, Non-OFW families and College graduates.

APPROVAL RATINGS – Agencies (APPROVE+STRONGLY APPROVE)							SENATE						HOUSE OF REPRESENTATIVES						SUPREME COURT					
Total interviews	Q4 23	Q3 23	Q2 23	Q1 23	Q4 22	Q3 22	Q4 23	Q3 23	Q2 23	Q1 23	Q4 22	Q3 22	Q4 23	Q3 23	Q2 23	Q1 23	Q4 22	Q3 22	Q4 23	Q3 23	Q2 23	Q1 23	Q4 22	Q3 22
TOTAL	1500	1500	1500	1500	1500	1500	58	57	57	57	56	56	52	52	53	54	52	54	58	54	56	56	53	57
NCR	221	223	206	177	200	183	57	51	60	52	53	57	45	46	54	46	47	57	56	51	59	48	55	62
NCL	332	348	336	326	337	336	56	55	57	58	53	54	51	50	50	56	49	51	58	49	53	58	49	53
SL	364	352	347	346	335	325	56	53	50	56	52	54	52	48	46	49	44	47	58	54	52	50	46	50
VIS	276	281	291	308	294	310	61	60	62	57	56	55	55	58	62	55	56	53	61	58	59	59	54	57
MIN	307	296	320	343	334	346	62	66	61	60	64	62	55	60	55	59	61	60	59	61	57	61	63	62
18-24 YO	293	317	296	311	319	281	56	48	45	50	45	49	55	48	45	50	44	47	63	50	51	50	46	52
25-29 YO	233	221	206	240	270	277	63	57	56	60	56	58	56	54	55	61	55	56	59	56	55	63	55	56
30-39 YO	365	376	324	311	324	376	61	64	63	60	65	56	55	54	56	53	57	55	58	54	59	58	61	58
40-49 YO	312	321	306	302	307	283	57	59	63	59	59	61	47	55	57	57	54	57	56	57	58	56	52	60
50-59 YO	161	151	160	163	201	218	55	54	68	61	54	59	48	53	63	56	49	55	55	59	59	58	53	60
60+ YO	136	114	208	173	79	65	54	56	52	54	53	54	48	48	44	47	49	49	57	54	51	51	51	49
LOW INCOME	326	330	328	379	342	335	56	58	54	52	51	55	51	53	49	47	49	52	54	51	53	47	49	54
MIDDLE INCOME	803	777	814	839	803	809	60	58	60	60	58	59	54	52	55	57	54	57	60	55	57	60	55	58
HIGH INCOME	347	361	319	237	319	327	56	57	59	59	55	50	49	53	55	57	50	46	58	57	60	56	55	53
CATHOLIC	1149	1095	1125	1125	1094	1098	59	57	58	57	56	59	52	53	53	53	52	55	59	54	56	56	54	58
NON-CATHOLIC	351	405	375	375	406	402	55	57	57	57	53	50	53	52	51	57	50	49	56	55	55	55	51	54
PRIVATE WORKERS	599	561	573	499	571	640	61	59	64	61	60	59	54	55	58	57	55	54	61	57	61	58	56	60
GOVT WORKERS	197	183	163	192	170	173	62	67	66	65	58	51	56	63	62	64	56	54	61	62	67	67	58	55
OTHER WORKERS	378	385	377	419	409	378	57	57	51	59	58	62	49	51	49	54	55	60	57	55	53	57	53	59
NON-WORKING	326	371	387	390	350	309	52	50	50	47	45	46	49	46	46	45	40	45	53	46	46	46	45	48
OFW FAMILY	669	631	664	710	661	648	59	58	59	61	59	60	54	55	56	57	56	56	58	57	57	59	56	60
NON-OFW FAMILY	831	869	836	790	839	852	57	56	56	54	53	54	50	51	51	51	48	51	59	52	55	53	51	54
NO FORMAL EDUC/ELEM/HS	153	162	161	216	130	176	53	56	48	51	54	44	49	56	47	51	50	43	51	53	48	50	52	46
VOCATIONAL	72	69	95	101	72	92	56	51	57	51	58	57	51	49	53	51	60	51	57	51	55	52	63	51
COLLEGE	1275	1269	1244	1183	1298	1232	59	58	59	59	56	58	52	52	54	55	51	55	59	55	57	57	53	59

Q: Using the rating scale from 1 to 5 where 1 is STRONGLY DISAPPROVE, 3 is NEITHER APPROVE NOR DISAPPROVE, and 5 is STRONGLY APPROVE, how would you rate the overall performance of the following government officials and institutions/agencies?



2023 END OF THE YEAR

SURVEY PERIOD: November 29-December 4, 2023 | Base: 1,500

*HH INCOME: Low - P20,000 & Below | Middle - P20,001 - P70,000 | High - P70,001 & Higher

Significantly **HIGHER** vs Previous period at 95% level

Significantly **LOWER** vs Previous period at 95% level

AFP and PNP both enjoy gains across several socio-demographic segments and boosted by more approvals among SL residents.

APPROVAL RATINGS – Agencies (APPROVE+STRONGLY APPROVE)							AFP						PNP						TESDA						DEPED					
Total interviews	Q4 23	Q3 23	Q2 23	Q1 23	Q4 22	Q3 22	Q4 23	Q3 23	Q2 23	Q1 23	Q4 22	Q3 22	Q4 23	Q3 23	Q2 23	Q1 23	Q4 22	Q3 22	Q4 23	Q3 23	Q2 23	Q1 23	Q4 22	Q3 22	Q4 23	Q3 23	Q2 23	Q1 23	Q4 22	Q3 22
TOTAL	1500	1500	1500	1500	1500	1500	72	67	66	69	68	67	51	43	49	54	53	53	77	75	72	73	72	68	64	63	63	65	65	63
NCR	221	223	206	177	200	183	68	61	67	66	63	72	45	36	51	46	44	57	77	70	74	72	70	77	60	56	67	62	57	65
NCL	332	348	336	326	337	336	69	63	62	69	66	62	46	39	47	54	50	48	73	72	73	73	71	68	60	62	60	66	62	63
SL	364	352	347	346	335	325	72	65	63	66	64	63	50	39	44	47	49	50	76	76	68	73	70	70	62	56	54	61	61	57
VIS	276	281	291	308	294	310	73	71	69	68	68	67	53	45	54	56	55	53	76	78	74	71	74	64	63	68	66	67	65	59
MIN	307	296	320	343	334	346	78	74	69	76	78	73	59	54	53	60	62	59	83	77	73	75	76	66	76	72	69	69	75	69
18-24 YO	293	317	296	311	319	281	70	59	54	61	58	58	52	40	47	50	48	50	74	70	64	68	71	68	62	55	56	60	55	56
25-29 YO	233	221	206	240	270	277	77	67	68	72	69	66	60	49	52	61	54	53	82	79	71	78	73	72	71	69	62	70	66	67
30-39 YO	365	376	324	311	324	376	74	69	69	74	76	65	56	42	51	55	59	52	79	77	75	76	79	64	69	67	67	66	75	58
40-49 YO	312	321	306	302	307	283	71	69	70	72	69	76	47	45	51	54	52	59	76	77	77	74	73	70	66	66	67	65	66	70
50-59 YO	161	151	160	163	201	218	65	68	71	72	67	72	42	40	49	50	49	54	70	73	76	78	68	69	55	56	67	72	62	65
60+ YO	136	114	208	173	79	65	73	71	65	66	70	63	40	40	44	48	51	40	76	71	69	66	58	68	53	61	59	61	59	58
LOW INCOME	326	330	328	379	342	335	68	65	61	58	64	62	54	45	51	47	55	56	77	75	69	67	69	69	64	64	64	58	67	64
MIDDLE INCOME	803	777	814	839	803	809	74	67	70	73	69	69	51	41	50	58	52	52	79	75	75	76	74	70	67	63	65	69	65	64
HIGH INCOME	347	361	319	237	319	327	71	70	66	76	70	64	48	45	50	53	55	50	73	76	69	72	75	62	59	63	58	65	64	56
CATHOLIC	1149	1095	1125	1125	1094	1098	72	67	67	69	67	69	50	42	50	54	53	55	77	76	74	73	73	70	63	63	64	66	65	64
NON-CATHOLIC	351	405	375	375	406	402	73	65	62	71	69	61	54	44	49	54	52	46	78	72	67	73	70	63	69	63	59	64	65	58
PRIVATE WORKERS	599	561	573	499	571	640	73	71	68	72	70	70	52	44	54	55	52	54	78	75	75	74	72	69	67	66	65	68	63	65
GOVT WORKERS	197	183	163	192	170	173	75	73	76	77	73	66	57	56	51	64	67	55	80	81	74	80	79	68	70	71	72	72	74	62
OTHER WORKERS	378	385	377	419	409	378	74	66	66	70	71	70	50	43	45	54	56	56	77	76	70	75	78	72	62	61	59	66	69	67
NON-WORKING	326	371	387	390	350	309	66	59	57	62	59	58	46	34	47	46	43	45	73	71	68	67	64	61	59	56	60	58	58	53
OFW FAMILY	669	631	664	710	661	648	74	67	66	72	71	68	53	44	51	55	55	53	77	77	74	75	75	70	67	64	63	68	69	66
NON-OFW FAMILY	831	869	836	790	839	852	70	67	66	67	65	66	49	42	48	53	51	53	77	73	70	72	71	67	62	63	63	63	62	60
NO FORMAL EDUC/ELEM/HS	153	162	161	216	130	176	65	60	54	63	65	55	47	47	46	51	56	47	73	73	61	68	72	57	64	64	53	65	70	53
VOCATIONAL	72	69	95	101	72	92	69	68	67	67	71	61	50	42	52	52	60	53	74	77	71	77	74	72	60	70	65	64	78	67
COLLEGE	1275	1269	1244	1183	1298	1232	73	68	67	71	68	69	51	42	50	54	52	54	78	75	73	74	72	70	65	63	64	65	64	64

Q: Using the rating scale from 1 to 5 where 1 is STRONGLY DISAPPROVE, 3 is NEITHER APPROVE NOR DISAPPROVE, and 5 is STRONGLY APPROVE, how would you rate the overall performance of the following government officials and institutions/agencies?



2023 END OF THE YEAR

SURVEY PERIOD: November 29-December 4, 2023 | Base: 1,500

*HH INCOME: Low - P20,000 & Below | Middle - P20,001 - P70,000 | High - P70,001 & Higher

Significantly **HIGHER** vs Previous period at 95% level
 Significantly **LOWER** vs Previous period at 95% level

DOT has seemingly started to redeem itself from the controversy of the new slogan, gaining approval among 18-24s, Middle Income, and College graduates.

APPROVAL RATINGS – Agencies (APPROVE+STRONGLY APPROVE)							DSWD						DOST						DOT						BSP					
Total interviews	Q4 23	Q3 23	Q2 23	Q1 23	Q4 22	Q3 22	Q4 23	Q3 23	Q2 23	Q1 23	Q4 22	Q3 22	Q4 23	Q3 23	Q2 23	Q1 23	Q4 22	Q3 22	Q4 23	Q3 23	Q2 23	Q1 23	Q4 22	Q3 22	Q4 23	Q3 23	Q2 23	Q1 23	Q4 22	Q3 22
TOTAL	1500	1500	1500	1500	1500	1500	66	66	65	64	65	62	69	67	66	66	64	61	61	57	64	68	65	60	68	65	64	67	64	63
NCR	221	223	206	177	200	183	63	58	64	63	60	64	70	62	69	65	63	66	59	50	70	66	63	64	67	60	66	64	59	70
NCL	332	348	336	326	337	336	62	66	63	64	65	60	67	62	62	66	60	56	60	54	63	68	63	59	64	63	60	68	60	58
SL	364	352	347	346	335	325	68	65	61	60	62	62	70	66	63	65	61	63	60	55	59	63	61	57	69	60	64	65	60	62
VIS	276	281	291	308	294	310	63	69	70	63	67	63	66	74	69	62	68	63	62	62	67	72	67	61	68	69	66	70	69	64
MIN	307	296	320	343	334	346	71	70	68	69	70	64	72	72	67	69	67	60	63	65	65	69	72	61	71	73	65	68	72	64
18-24 YO	293	317	296	311	319	281	67	67	61	61	62	62	68	64	58	62	61	64	61	53	55	62	60	59	68	60	52	62	55	59
25-29 YO	233	221	206	240	270	277	72	75	63	67	68	64	71	76	61	68	63	64	67	62	62	70	67	59	73	70	64	73	70	65
30-39 YO	365	376	324	311	324	376	67	65	66	68	73	61	70	68	70	65	69	55	65	61	67	70	71	57	70	67	69	70	72	60
40-49 YO	312	321	306	302	307	283	64	66	69	64	63	64	67	66	70	67	64	63	57	56	71	68	67	67	65	68	67	66	66	66
50-59 YO	161	151	160	163	201	218	62	54	66	69	61	62	69	66	71	70	63	64	56	52	69	77	60	61	63	62	69	72	62	66
60+ YO	136	114	208	173	79	65	59	63	64	55	52	60	71	65	64	63	57	60	54	56	61	61	62	51	63	61	64	64	51	60
LOW INCOME	326	330	328	379	342	335	67	68	68	58	62	65	67	65	66	55	57	59	60	59	61	61	59	58	66	66	60	58	60	62
MIDDLE INCOME	803	777	814	839	803	809	67	64	65	67	67	63	69	68	67	70	66	62	63	55	67	71	67	61	68	66	67	72	65	65
HIGH INCOME	347	361	319	237	319	327	63	68	63	64	66	58	72	68	66	68	67	59	58	61	63	67	68	57	70	65	65	69	67	56
CATHOLIC	1149	1095	1125	1125	1094	1098	66	67	66	64	66	64	69	68	67	66	65	63	61	57	65	68	66	62	69	66	66	67	65	65
NON-CATHOLIC	351	405	375	375	406	402	66	61	63	64	63	59	68	64	62	66	61	56	62	58	61	67	64	55	65	63	59	69	63	56
PRIVATE WORKERS	599	561	573	499	571	640	68	67	66	66	67	62	71	68	68	66	66	61	63	58	68	72	67	60	70	68	68	70	66	66
GOVT WORKERS	197	183	163	192	170	173	70	72	74	75	73	66	72	77	72	72	67	65	63	64	70	73	69	62	73	72	73	74	76	65
OTHER WORKERS	378	385	377	419	409	378	65	66	64	66	68	68	69	68	64	69	67	65	60	58	61	70	69	64	66	63	62	70	68	65
NON-WORKING	326	371	387	390	350	309	61	61	60	55	55	54	63	60	61	58	54	54	57	51	58	57	56	55	63	59	56	58	51	52
OFW FAMILY	669	631	664	710	661	648	66	66	68	65	67	65	70	70	67	67	65	62	62	59	64	68	70	62	69	66	64	71	66	62
NON-OFW FAMILY	831	869	836	790	839	852	66	66	63	63	63	61	68	65	64	64	63	61	60	56	65	67	61	59	67	65	64	64	63	63
NO FORMAL EDUC/ELEM/HS	153	162	161	216	130	176	66	68	61	65	66	51	59	64	60	57	65	48	59	60	56	61	64	48	69	62	54	62	64	50
VOCATIONAL	72	69	95	101	72	92	56	68	66	65	72	57	61	55	68	69	61	55	56	48	68	69	65	54	65	61	66	65	69	62
COLLEGE	1275	1269	1244	1183	1298	1232	66	65	65	64	65	65	71	68	66	67	64	63	61	57	65	69	65	62	68	66	65	69	64	65

Q: Using the rating scale from 1 to 5 where 1 is STRONGLY DISAPPROVE, 3 is NEITHER APPROVE NOR DISAPPROVE, and 5 is STRONGLY APPROVE, how would you rate the overall performance of the following government officials and institutions/agencies?



2023 END OF THE YEAR

SURVEY PERIOD: November 29-December 4, 2023 | Base: 1,500

*HH INCOME: Low - P20,000 & Below | Middle - P20,001 - P70,000 | High - P70,001 & Higher

Significantly **HIGHER** vs Previous period at 95% level

Significantly **LOWER** vs Previous period at 95% level

CHED, DFA, and DENR are all stable quarter-on-quarter. Note however the gradual uptrend for CHED's approval starting Q3'23 pulled by its relevant age group 18-24s.

APPROVAL RATINGS – Agencies (APPROVE+STRONGLY APPROVE)							CHED						DFA						DENR					
Total interviews	Q4 23	Q3 23	Q2 23	Q1 23	Q4 22	Q3 22	Q4 23	Q3 23	Q2 23	Q1 23	Q4 22	Q3 22	Q4 23	Q3 23	Q2 23	Q1 23	Q4 22	Q3 22	Q4 23	Q3 23	Q2 23	Q1 23	Q4 22	Q3 22
TOTAL	1500	1500	1500	1500	1500	1500	67	66	63	63	63	61	61	59	58	59	58	58	59	57	56	58	58	57
NCR	221	223	206	177	200	183	65	61	62	57	57	65	66	56	66	58	53	66	51	48	51	53	50	60
NCL	332	348	336	326	337	336	62	62	63	63	58	56	58	57	57	62	56	55	59	53	56	60	56	56
SL	364	352	347	346	335	325	66	62	56	58	58	60	62	56	51	55	57	55	59	54	51	52	54	56
VIS	276	281	291	308	294	310	66	72	66	65	69	61	61	61	61	61	56	57	58	62	60	61	59	58
MIN	307	296	320	343	334	346	73	73	68	68	71	65	62	64	61	61	67	59	67	65	60	61	67	59
18-24 YO	293	317	296	311	319	281	71	62	58	60	61	61	62	56	52	54	51	54	66	60	51	60	58	58
25-29 YO	233	221	206	240	270	277	70	74	65	70	67	66	66	63	53	62	59	56	69	67	57	65	63	62
30-39 YO	365	376	324	311	324	376	69	68	66	64	71	57	62	61	58	60	66	55	63	57	60	59	65	54
40-49 YO	312	321	306	302	307	283	65	67	65	63	61	63	60	60	65	57	59	63	53	56	59	55	57	60
50-59 YO	161	151	160	163	201	218	58	58	67	63	58	61	60	54	66	69	58	65	48	44	56	54	46	56
60+ YO	136	114	208	173	79	65	56	67	58	54	48	52	57	56	57	58	49	52	44	43	49	50	39	51
LOW INCOME	326	330	328	379	342	335	66	67	63	56	63	63	61	60	57	51	56	56	57	60	58	54	56	56
MIDDLE INCOME	803	777	814	839	803	809	68	67	65	66	63	62	63	57	60	64	59	59	60	54	57	60	60	60
HIGH INCOME	347	361	319	237	319	327	66	66	61	63	65	55	59	63	58	58	62	55	60	59	52	55	57	51
CATHOLIC	1149	1095	1125	1125	1094	1098	66	67	65	63	64	63	62	59	59	59	59	59	59	56	58	59	58	59
NON-CATHOLIC	351	405	375	375	406	402	68	65	58	61	61	56	59	57	57	60	57	54	61	57	50	55	57	53
PRIVATE WORKERS	599	561	573	499	571	640	68	67	66	65	63	61	63	61	63	59	62	58	60	59	58	58	60	59
GOVT WORKERS	197	183	163	192	170	173	68	78	69	71	72	61	61	64	67	67	59	60	61	66	65	65	65	57
OTHER WORKERS	378	385	377	419	409	378	69	66	60	65	67	67	61	59	57	62	64	63	60	56	54	61	60	60
NON-WORKING	326	371	387	390	350	309	60	59	59	54	54	54	59	53	49	53	46	50	55	49	49	51	47	51
OFW FAMILY	669	631	664	710	661	648	67	66	64	65	65	64	64	62	60	60	61	59	62	59	59	60	61	60
NON-OFW FAMILY	831	869	836	790	839	852	66	66	62	61	62	59	59	57	57	58	56	56	57	55	54	56	55	55
NO FORMAL EDUC/ELEM/HS	153	162	161	216	130	176	61	63	55	61	68	51	56	56	47	53	62	45	61	64	53	60	64	50
VOCATIONAL	72	69	95	101	72	92	53	64	63	63	69	59	57	54	64	55	60	58	56	45	55	59	68	60
COLLEGE	1275	1269	1244	1183	1298	1232	68	67	64	63	62	63	62	59	59	61	58	59	59	56	56	57	56	58

Q: Using the rating scale from 1 to 5 where 1 is STRONGLY DISAPPROVE, 3 is NEITHER APPROVE NOR DISAPPROVE, and 5 is STRONGLY APPROVE, how would you rate the overall performance of the following government officials and institutions/agencies?



2023 END OF THE YEAR

SURVEY PERIOD: November 29-December 4, 2023 | Base: 1,500

*HH INCOME: Low - P20,000 & Below | Middle - P20,001 - P70,000 | High - P70,001 & Higher

Significantly HIGHER vs Previous period at 95% level

Significantly LOWER vs Previous period at 95% level

DA displays across-the-board increases, some more significant than others → possibly an initial positive response to the newly appointed Secretary Francisco Tiu Laurel. DTI also gain in several segments.

APPROVAL RATINGS – Agencies (cont'd) (APPROVE+STRONGLY APPROVE)							DOH						DA						DOLE						DTI					
Total interviews	Q4 23	Q3 23	Q2 23	Q1 23	Q4 22	Q3 22	Q4 23	Q3 23	Q2 23	Q1 23	Q4 22	Q3 22	Q4 23	Q3 23	Q2 23	Q1 23	Q4 22	Q3 22	Q4 23	Q3 23	Q2 23	Q1 23	Q4 22	Q3 22	Q4 23	Q3 23	Q2 23	Q1 23	Q4 22	Q3 22
TOTAL	1500	1500	1500	1500	1500	1500	64	62	62	61	58	57	57	51	53	52	57	55	60	57	60	58	56	58	58	54	56	57	56	56
NCR	221	223	206	177	200	183	62	60	64	55	57	60	50	40	45	46	49	55	55	50	61	55	52	65	60	46	58	51	52	60
NCL	332	348	336	326	337	336	60	59	59	63	53	56	61	53	56	53	53	56	60	55	56	58	54	55	54	51	56	56	51	58
SL	364	352	347	346	335	325	65	57	57	57	55	57	57	48	47	51	53	50	63	56	54	57	52	56	59	52	51	53	52	54
VIS	276	281	291	308	294	310	64	64	66	62	59	55	55	54	59	54	60	55	58	60	65	57	57	59	56	58	59	60	57	53
MIN	307	296	320	343	334	346	68	70	68	63	67	60	61	55	58	54	65	60	64	64	66	62	62	56	64	60	58	60	66	56
18-24 YO	293	317	296	311	319	281	66	58	57	57	53	57	63	53	53	56	53	53	65	54	54	54	47	54	61	53	50	54	52	54
25-29 YO	233	221	206	240	270	277	68	68	59	63	58	59	64	62	57	59	62	61	66	66	60	61	60	60	64	62	62	60	59	57
30-39 YO	365	376	324	311	324	376	67	65	64	63	65	55	62	49	58	53	67	53	62	57	62	60	63	56	59	52	57	59	65	55
40-49 YO	312	321	306	302	307	283	61	61	67	62	57	60	52	48	56	48	53	58	55	57	65	57	58	62	58	53	58	53	52	58
50-59 YO	161	151	160	163	201	218	55	56	71	62	58	59	47	39	47	51	47	55	54	54	62	64	50	59	52	52	58	64	53	56
60+ YO	136	114	208	173	79	65	60	61	58	55	59	52	43	49	42	43	46	40	55	55	55	53	47	49	50	51	52	49	44	54
LOW INCOME	326	330	328	379	342	335	65	62	61	55	59	60	62	53	58	50	57	54	62	58	61	54	55	56	59	54	54	49	54	56
MIDDLE INCOME	803	777	814	839	803	809	63	61	65	64	59	59	56	49	54	54	56	57	61	56	62	61	56	59	59	53	58	60	58	57
HIGH INCOME	347	361	319	237	319	327	65	66	60	57	58	48	55	53	47	51	59	50	58	60	55	55	58	56	59	56	55	58	56	52
CATHOLIC	1149	1095	1125	1125	1094	1098	62	63	64	61	59	58	57	50	54	52	56	57	61	59	60	58	56	59	59	53	57	57	56	57
NON-CATHOLIC	351	405	375	375	406	402	68	60	59	58	57	56	56	52	50	52	57	51	59	53	58	58	53	52	57	54	53	54	55	52
PRIVATE WORKERS	599	561	573	499	571	640	65	64	64	60	58	58	59	52	55	53	58	54	62	58	64	59	58	60	60	55	59	59	59	57
GOVT WORKERS	197	183	163	192	170	173	74	75	73	67	64	56	62	60	68	68	66	58	71	68	69	67	61	61	64	63	66	67	62	58
OTHER WORKERS	378	385	377	419	409	378	61	62	61	62	61	60	57	50	48	52	61	60	59	58	57	61	58	59	58	55	56	61	59	57
NON-WORKING	326	371	387	390	350	309	60	53	57	57	52	55	51	46	49	44	45	50	53	49	53	50	45	50	53	46	48	44	44	50
OFW FAMILY	669	631	664	710	661	648	64	64	63	62	60	57	59	53	54	52	61	57	59	59	59	59	58	58	60	54	57	59	57	58
NON-OFW FAMILY	831	869	836	790	839	852	64	61	62	59	57	57	55	49	52	52	53	54	61	56	60	57	54	57	58	53	55	54	55	54
NO FORMAL EDUC/ELEM/HS	153	162	161	216	130	176	65	60	55	63	63	47	56	55	50	53	60	49	61	63	53	53	62	45	57	59	47	50	59	43
VOCATIONAL	72	69	95	101	72	92	58	57	67	60	64	58	57	42	59	49	69	52	53	49	69	66	58	60	50	49	59	58	57	57
COLLEGE	1275	1269	1244	1183	1298	1232	64	63	63	60	58	59	57	51	53	52	55	56	61	57	60	58	55	59	59	53	57	58	56	58

Q: Using the rating scale from 1 to 5 where 1 is STRONGLY DISAPPROVE, 3 is NEITHER APPROVE NOR DISAPPROVE, and 5 is STRONGLY APPROVE, how would you rate the overall performance of the following SENATORS THROUGHOUT THE MARCOS ADMINISTRATION, from June 2022 to present?



2023 END OF THE YEAR

SURVEY PERIOD: November 29-December 4, 2023 | Base: 1,500

*HH INCOME: Low - P20,000 & Below | Middle - P20,001 - P70,000 | High - P70,001 & Higher

Significantly HIGHER vs Previous period at 95% level

Significantly LOWER vs Previous period at 95% level

Generally, no significant movements in approval ratings for **DILG**, **DOTr**, **DPWH**, and **DICT**.

APPROVAL RATINGS – Agencies (cont'd) (APPROVE+STRONGLY APPROVE)							DILG						DOTR						DPWH						DICT					
Total interviews	Q4 23	Q3 23	Q2 23	Q1 23	Q4 22	Q3 22	Q4 23	Q3 23	Q2 23	Q1 23	Q4 22	Q3 22	Q4 23	Q3 23	Q2 23	Q1 23	Q4 22	Q3 22	Q4 23	Q3 23	Q2 23	Q1 23	Q4 22	Q3 22	Q4 23	Q3 23	Q2 23	Q1 23	Q4 22	Q3 22
TOTAL	1500	1500	1500	1500	1500	1500	57	54	55	55	55	55	53	53	53	53	55	54	52	51	54	53	55	52	57	54	53	56	54	51
NCR	221	223	206	177	200	183	54	48	59	50	51	62	51	47	55	51	49	60	51	50	58	54	52	56	56	50	58	53	50	58
NCL	332	348	336	326	337	336	53	53	52	56	54	53	50	47	55	54	54	52	50	48	51	53	49	51	55	53	53	60	53	51
SL	364	352	347	346	335	325	59	53	46	51	46	51	55	52	45	51	54	51	53	47	46	49	53	49	58	50	47	52	52	46
VIS	276	281	291	308	294	310	55	59	62	57	58	54	51	54	56	53	55	50	48	52	58	54	54	52	54	57	55	57	55	47
MIN	307	296	320	343	334	346	62	58	57	57	64	58	56	61	54	56	60	57	55	57	60	57	64	54	60	58	57	57	60	55
18-24 YO	293	317	296	311	319	281	57	53	49	50	52	53	56	51	45	48	49	51	56	51	49	49	54	49	58	51	51	56	52	53
25-29 YO	233	221	206	240	270	277	58	62	52	63	59	56	58	61	53	56	56	55	57	58	52	58	56	57	63	59	55	56	59	54
30-39 YO	365	376	324	311	324	376	59	53	57	59	61	53	55	54	56	55	60	52	52	52	57	56	63	49	59	55	56	57	61	50
40-49 YO	312	321	306	302	307	283	56	56	57	52	52	55	49	50	56	53	57	54	49	50	54	52	52	54	54	55	56	56	51	49
50-59 YO	161	151	160	163	201	218	52	51	61	59	50	60	47	48	57	58	52	58	47	42	59	57	50	56	51	43	56	62	48	53
60+ YO	136	114	208	173	79	65	54	46	52	47	49	54	47	47	50	50	46	49	44	44	53	47	41	48	50	54	46	50	41	37
LOW INCOME	326	330	328	379	342	335	60	56	55	48	54	56	56	56	55	46	52	54	53	54	59	47	53	53	52	55	54	50	52	51
MIDDLE INCOME	803	777	814	839	803	809	57	53	56	58	56	56	52	51	53	56	55	54	53	49	54	57	56	54	60	53	53	59	54	51
HIGH INCOME	347	361	319	237	319	327	54	57	54	54	56	51	51	55	52	57	57	50	47	53	51	51	55	46	54	55	57	59	57	49
CATHOLIC	1149	1095	1125	1125	1094	1098	57	55	56	56	55	57	52	52	53	53	55	54	52	50	54	54	54	54	56	54	54	56	54	52
NON-CATHOLIC	351	405	375	375	406	402	58	52	50	53	55	50	55	53	51	52	53	51	52	52	54	51	55	49	58	51	51	56	55	48
PRIVATE WORKERS	599	561	573	499	571	640	58	55	59	56	55	55	54	54	58	53	56	55	54	51	58	56	55	50	60	56	58	58	55	53
GOVT WORKERS	197	183	163	192	170	173	62	62	66	71	68	57	57	60	61	66	59	51	50	58	55	58	61	55	63	64	64	65	65	51
OTHER WORKERS	378	385	377	419	409	378	57	55	50	57	58	59	50	53	49	55	60	58	50	51	51	53	60	58	56	55	50	60	58	53
NON-WORKING	326	371	387	390	350	309	51	48	47	43	44	49	51	46	45	44	44	47	50	46	51	47	45	48	49	44	47	46	42	42
OFW FAMILY	669	631	664	710	661	648	57	55	56	58	56	57	54	54	54	54	59	55	52	53	53	56	58	52	58	55	56	59	57	52
NON-OFW FAMILY	831	869	836	790	839	852	57	54	53	52	54	54	52	52	52	52	51	53	51	49	54	51	52	53	56	53	52	53	52	50
NO FORMAL EDUC/ELEM/HS	153	162	161	216	130	176	53	49	47	50	57	44	49	56	50	46	58	41	58	57	49	50	67	41	54	53	46	52	58	44
VOCATIONAL	72	69	95	101	72	92	50	49	52	50	56	54	49	48	54	51	57	50	44	51	60	61	57	57	53	45	51	55	58	46
COLLEGE	1275	1269	1244	1183	1298	1232	58	55	56	56	54	57	53	52	53	54	54	56	51	50	54	53	53	54	57	54	55	57	53	52



2023 END OF THE YEAR

SURVEY PERIOD: November 29-December 4, 2023 | Base: 1,500

Q: Using the rating scale from 1 to 5 where 1 is STRONGLY DISAPPROVE, 3 is NEITHER APPROVE NOR DISAPPROVE, and 5 is STRONGLY APPROVE, how would you rate the overall performance of the following SENATORS THROUGHOUT THE MARCOS ADMINISTRATION, from June 2022 to present?

*HH INCOME: Low - P20,000 & Below | Middle - P20,001 - P70,000 | High - P70,001 & Higher

Significantly **HIGHER** vs Previous period at 95% level
Significantly **LOWER** vs Previous period at 95% level

DOF's gains mainly coming from SL, 18-24s and 30s age groups, Middle Income, Non-working, Non-OFW families, and College graduates.

APPROVAL RATINGS – Agencies (cont'd) (APPROVE+STRONGLY APPROVE)							DAR						COMELEC						DOF						NEDA					
Total interviews	Q4 23	Q3 23	Q2 23	Q1 23	Q4 22	Q3 22	Q4 23	Q3 23	Q2 23	Q1 23	Q4 22	Q3 22	Q4 23	Q3 23	Q2 23	Q1 23	Q4 22	Q3 22	Q4 23	Q3 23	Q2 23	Q1 23	Q4 22	Q3 22	Q4 23	Q3 23	Q2 23	Q1 23	Q4 22	Q3 22
TOTAL	1500	1500	1500	1500	1500	1500	51	48	51	50	52	51	53	50	50	52	50	54	53	48	50	53	50	52	52	49	51	52	51	51
NCR	221	223	206	177	200	183	45	44	47	46	46	50	47	46	54	52	48	56	50	44	57	49	48	58	52	43	60	54	51	53
NCL	332	348	336	326	337	336	48	46	51	52	51	48	52	47	48	52	47	52	52	47	47	55	45	50	49	46	48	51	46	49
SL	364	352	347	346	335	325	52	43	44	48	47	48	51	43	39	46	44	49	53	44	46	49	44	47	52	49	46	50	46	48
VIS	276	281	291	308	294	310	52	51	57	49	54	51	57	57	57	56	53	56	52	53	53	52	52	51	48	52	55	51	52	49
MIN	307	296	320	343	334	346	55	55	54	54	58	57	58	58	55	56	60	58	55	55	52	57	59	56	56	55	51	54	59	55
18-24 YO	293	317	296	311	319	281	53	45	47	50	47	47	55	46	45	46	46	50	56	47	45	47	43	48	52	47	44	49	42	48
25-29 YO	233	221	206	240	270	277	58	59	51	59	59	57	61	59	50	56	53	60	56	55	54	58	55	50	52	53	53	54	53	53
30-39 YO	365	376	324	311	324	376	56	51	53	51	62	50	56	52	54	57	58	53	54	44	50	54	56	52	53	48	52	52	56	50
40-49 YO	312	321	306	302	307	283	47	44	56	50	49	54	49	50	54	52	50	56	48	51	53	52	49	56	51	49	55	50	54	49
50-59 YO	161	151	160	163	201	218	43	41	48	48	42	50	49	42	54	56	50	53	49	44	55	60	48	56	47	47	51	58	53	52
60+ YO	136	114	208	173	79	65	39	43	44	40	38	35	40	46	43	45	34	48	50	52	47	49	42	45	53	50	51	52	39	52
LOW INCOME	326	330	328	379	342	335	51	50	52	46	49	50	58	54	55	48	55	54	52	53	52	45	48	48	47	50	50	45	46	52
MIDDLE INCOME	803	777	814	839	803	809	52	47	51	52	53	52	53	49	50	55	50	56	53	46	51	57	50	53	54	49	51	56	52	51
HIGH INCOME	347	361	319	237	319	327	50	48	50	52	53	48	48	51	46	50	49	48	52	50	50	52	54	51	51	48	53	54	53	48
CATHOLIC	1149	1095	1125	1125	1094	1098	50	47	51	51	52	52	53	50	51	52	51	55	52	48	52	53	50	52	51	48	51	52	51	51
NON-CATHOLIC	351	405	375	375	406	402	55	49	48	48	51	47	52	51	48	52	50	51	53	49	46	52	49	52	54	52	51	51	50	50
PRIVATE WORKERS	599	561	573	499	571	640	52	49	54	52	53	52	52	50	51	54	50	55	54	49	55	54	52	53	52	50	55	53	56	52
GOVT WORKERS	197	183	163	192	170	173	55	61	60	61	61	53	60	62	67	60	61	58	59	61	64	60	56	50	55	58	61	60	58	53
OTHER WORKERS	378	385	377	419	409	378	54	48	48	53	57	52	53	51	46	54	55	56	51	49	45	57	56	57	53	50	49	54	54	54
NON-WORKING	326	371	387	390	350	309	42	39	44	40	38	46	50	44	45	43	41	48	48	40	42	43	37	43	47	42	42	44	36	43
OFW FAMILY	669	631	664	710	661	648	52	50	50	53	56	53	54	50	50	53	52	55	55	51	49	55	52	52	53	51	52	53	56	51
NON-OFW FAMILY	831	869	836	790	839	852	50	46	51	48	48	49	52	50	50	51	49	53	51	46	51	51	48	51	51	48	50	51	47	50
NO FORMAL EDUC/ELEM/HS	153	162	161	216	130	176	49	50	43	46	54	43	56	51	43	52	55	41	55	49	39	46	52	41	50	55	43	44	51	39
VOCATIONAL	72	69	95	101	72	92	44	41	45	52	50	54	43	45	56	55	54	55	44	35	51	49	56	50	53	38	54	49	53	52
COLLEGE	1275	1269	1244	1183	1298	1232	52	48	52	51	51	52	53	50	51	52	50	56	53	49	52	54	49	53	52	49	52	54	51	52



2023 END OF THE YEAR

SURVEY PERIOD: November 29-December 4, 2023 | Base: 1,500

Q: Using the rating scale from 1 to 5 where 1 is STRONGLY DISAPPROVE, 3 is NEITHER APPROVE NOR DISAPPROVE, and 5 is STRONGLY APPROVE, how would you rate the overall performance of the following SENATORS THROUGHOUT THE MARCOS ADMINISTRATION, from June 2022 to present?

*HH INCOME: Low - P20,000 & Below | Middle - P20,001 - P70,000 | High - P70,001 & Higher

Significantly **HIGHER** vs Previous period at 95% level
 Significantly **LOWER** vs Previous period at 95% level

DOJ also ride the wave of increases among SL, 30s, Middle Income, Catholics, Non-working, Non-OFW families, and College graduates. DSHUD is pushed by 18-24s, Non-Catholics, Private Workers, and similarly among Middle Income, Non-working, Non-OFW Families, and College graduates.



APPROVAL RATINGS – Agencies (cont'd) (APPROVE+STRONGLY APPROVE)							DBM						DOJ						DHSUD						CSC			
Total interviews	Q4 23	Q3 23	Q2 23	Q1 23	Q4 22	Q3 22	Q4 23	Q3 23	Q2 23	Q1 23	Q4 22	Q3 22	Q4 23	Q3 23	Q2 23	Q1 23	Q4 22	Q3 22	Q4 23	Q3 23	Q2 23	Q1 23	Q4 22	Q3 22	Q4 23	Q3 23	Q2 23	Q1 23
TOTAL	1500	1500	1500	1500	1500	1500	47	46	49	49	49	50	53	48	51	50	48	54	49	45	46	49	46	47	63	62	60	61
NCR	221	223	206	177	200	183	48	41	53	49	48	53	50	43	51	44	45	60	48	43	49	45	45	48	61	57	60	62
NCL	332	348	336	326	337	336	44	42	47	51	44	49	49	47	49	52	44	53	47	43	45	48	41	46	60	63	57	61
SL	364	352	347	346	335	325	47	43	44	45	40	42	56	42	44	45	51	51	49	42	36	46	40	43	62	55	55	57
VIS	276	281	291	308	294	310	46	50	53	50	50	50	54	51	56	53	50	53	47	45	50	51	44	47	63	69	66	63
MIN	307	296	320	343	334	346	52	55	50	50	61	56	54	56	53	53	58	56	53	50	52	54	58	51	71	66	63	64
18-24 YO	293	317	296	311	319	281	45	43	41	47	39	48	55	48	48	50	43	53	52	44	44	49	42	47	61	57	53	58
25-29 YO	233	221	206	240	270	277	52	52	51	53	52	51	57	52	51	58	50	55	57	54	46	55	51	52	70	70	59	67
30-39 YO	365	376	324	311	324	376	50	45	50	50	59	49	56	47	54	51	57	52	51	45	48	50	52	45	63	62	63	64
40-49 YO	312	321	306	302	307	283	44	50	53	45	47	53	48	49	54	46	47	55	43	41	48	47	44	46	61	61	59	60
50-59 YO	161	151	160	163	201	218	45	42	53	53	47	50	49	45	46	48	40	56	43	37	48	49	41	50	63	59	71	64
60+ YO	136	114	208	173	79	65	44	44	47	49	42	46	49	45	46	43	43	51	41	44	42	45	37	35	63	66	57	54
LOW INCOME	326	330	328	379	342	335	47	51	49	43	48	51	54	52	54	46	49	54	50	46	48	44	44	48	63	62	59	52
MIDDLE INCOME	803	777	814	839	803	809	47	45	49	52	48	50	53	45	51	53	47	54	50	43	46	51	46	47	63	62	61	64
HIGH INCOME	347	361	319	237	319	327	48	46	50	49	51	46	53	52	48	48	49	50	45	47	47	53	48	45	64	64	60	64
CATHOLIC	1149	1095	1125	1125	1094	1098	47	46	50	49	49	50	53	47	52	50	48	56	48	44	47	49	45	48	62	63	61	62
NON-CATHOLIC	351	405	375	375	406	402	48	48	46	49	47	48	52	49	46	49	48	48	53	45	43	48	47	46	66	59	56	60
PRIVATE WORKERS	599	561	573	499	571	640	49	47	53	50	49	52	55	50	55	53	50	55	51	45	50	51	50	49	63	63	62	64
GOVT WORKERS	197	183	163	192	170	173	62	59	64	63	64	53	56	56	58	56	55	58	55	52	55	62	49	45	75	81	74	73
OTHER WORKERS	378	385	377	419	409	378	43	48	44	51	52	52	52	48	46	52	50	58	46	47	44	50	51	51	63	60	58	62
NOT WORKING	326	371	387	390	350	309	40	38	40	39	36	41	48	40	45	41	37	44	45	37	38	39	32	40	58	53	52	51
OFW FAMILY	669	631	664	710	661	648	51	49	49	50	51	49	54	49	51	52	50	55	50	47	46	52	50	50	64	64	61	61
NON-OFW FAMILY	831	869	836	790	839	852	44	44	49	48	47	50	52	47	51	48	46	53	48	43	45	46	42	45	62	60	59	61
NO FORMAL EDUC/ELEM/HS	153	162	161	216	130	176	44	51	41	44	51	41	54	51	48	49	57	44	53	48	42	44	51	40	57	62	49	53
VOCATIONAL	72	69	95	101	72	92	43	43	47	48	50	51	49	45	54	50	58	50	44	36	46	47	56	49	53	49	58	56
COLLEGE	1275	1269	1244	1183	1298	1232	48	46	50	50	48	51	53	48	51	50	46	56	49	45	46	50	45	48	65	62	61	63

Q: Using the rating scale from 1 to 5 where 1 is STRONGLY DISAPPROVE, 3 is NEITHER APPROVE NOR DISAPPROVE, and 5 is STRONGLY APPROVE, how would you rate the overall performance of the following government officials and institutions/agencies THROUGHOUT THE MARCOS ADMINISTRATION, from June 2022 to present?



2023 END OF THE YEAR

SURVEY PERIOD: November 29-December 4, 2023 | Base: 1,500

*HH INCOME: Low - P20,000 & Below | Middle - P20,001 - P70,000 | High - P70,001 & Higher

Significantly HIGHER vs Previous period at 95% level
Significantly LOWER vs Previous period at 95% level

DMW gains approval among 18-24s, Middle Income, Non-OFW families and the lower educational attainment group.

APPROVAL RATINGS (APPROVE+STRONGLY APPROVE)					COA				CHR				DMW		
Total interviews	Q4 '23	Q3 '23	Q2 '23	Q1 '23	Q4 '23	Q3 '23	Q2 '23	Q1 '23	Q4 '23	Q3 '23	Q2 '23	Q1 '23	Q4 '23	Q3 '23	Q2 '23
TOTAL	1500	1500	1500	1500	55	54	54	52	52	52	50	52	59	55	54
NCR	221	223	206	177	57	55	60	51	50	49	51	51	63	57	60
NCL	332	348	336	326	52	50	48	51	51	51	51	55	55	53	54
SL	364	352	347	346	57	52	49	52	52	51	45	48	58	53	48
VIS	276	281	291	308	54	59	58	55	51	56	55	53	59	56	54
MIN	307	296	320	343	56	55	56	51	54	55	52	54	63	59	56
18-24 YO	293	317	296	311	52	48	46	49	61	59	55	53	59	50	49
25-29 YO	233	221	206	240	57	54	52	56	56	62	52	57	62	58	50
30-39 YO	365	376	324	311	55	53	56	51	49	50	53	51	59	53	56
40-49 YO	312	321	306	302	55	58	57	51	47	49	46	52	58	57	56
50-59 YO	161	151	160	163	57	55	61	57	48	42	51	47	56	56	61
60+ YO	136	114	208	173	58	60	51	49	43	46	44	49	62	64	54
LOW INCOME	326	330	328	379	53	53	53	46	54	55	53	46	56	53	53
MIDDLE INCOME	803	777	814	839	56	54	54	55	50	52	51	55	61	55	55
HIGH INCOME	347	361	319	237	55	54	55	51	52	52	49	50	59	60	55
CATHOLIC	1149	1095	1125	1125	55	54	54	52	52	54	51	53	60	57	55
NON-CATHOLIC	351	405	375	375	54	54	52	52	49	48	50	48	57	50	52
PRIVATE WORKERS	599	561	573	499	57	55	57	54	53	53	54	55	61	58	59
GOVT WORKERS	197	183	163	192	61	64	68	63	55	60	55	59	62	63	59
OTHER WORKERS	378	385	377	419	52	56	50	55	48	53	49	52	61	56	53
NOT WORKING	326	371	387	390	52	44	47	41	51	47	45	44	52	46	46
OFW FAMILY	669	631	664	710	55	57	55	52	51	55	51	55	62	61	56
NON-OFW FAMILY	831	869	836	790	55	52	53	52	52	50	50	50	57	51	53
NO FORMAL EDUC/ELEM/HS	153	162	161	216	50	53	41	45	59	57	46	50	58	46	42
VOCATIONAL	72	69	95	101	49	46	58	51	47	42	52	53	47	46	53
COLLEGE	1275	1269	1244	1183	56	54	55	53	51	52	51	52	60	57	56

Q: Using the rating scale from 1 to 5 where 1 is STRONGLY DISAPPROVE, 3 is NEITHER APPROVE NOR DISAPPROVE, and 5 is STRONGLY APPROVE, how would you rate the overall performance of the following government officials and institutions/agencies THROUGHOUT THE MARCOS ADMINISTRATION, from June 2022 to present?

TRUST RATINGS

Similar trend is seen in trust ratings for the top 5 country officials, i.e., reversal/flat trend for **PBBM** and **SP Zubiri**, downtrend/flat for **VP Sara**, steady for **CJ Gesmundo**, while **HS Romualdez** continues to plunge as Low/No Trust increase (same with Disapproval rating).

TRUST RATINGS

■ No Basis ■ Low+No Trust ■ Moderate Trust ■ High+Very High Trust

Pres. Ferdinand Marcos Jr				
TOTAL	Q4 '23	21	31	48
	Q3 '23	24	29	47
	Q2 '23	20	26	54
	Q1 '23	19	24	57
	Q4 '22	19	24	57
NCR	Q4 '23	31	27	42
	Q3 '23	32	22	46
	Q2 '23	21	26	52
	Q1 '23	26	23	52
	Q4 '22	23	25	53
NCL	Q4 '23	17	27	55
	Q3 '23	22	28	52
	Q2 '23	19	27	54
	Q1 '23	12	20	68
	Q4 '22	13	23	63
SL	Q4 '23	22	32	46
	Q3 '23	28	30	42
	Q2 '23	27	24	49
	Q1 '23	27	25	48
	Q4 '22	27	24	49
VIS	Q4 '23	19	34	47
	Q3 '23	24	30	46
	Q2 '23	16	30	54
	Q1 '23	18	30	53
	Q4 '22	23	26	51
MIN	Q4 '23	18	35	47
	Q3 '23	14	34	52
	Q2 '23	15	25	60
	Q1 '23	13	25	63
	Q4 '22	12	22	66

VP Sara Duterte-Carpio				
TOTAL	Q4 '23	23	24	53
	Q3 '23	21	25	55
	Q2 '23	17	23	61
	Q1 '23	15	22	63
	Q4 '22	17	20	63
NCR	Q4 '23	35	19	46
	Q3 '23	32	17	50
	Q2 '23	28	21	60
	Q1 '23	18	25	60
	Q4 '22	27	20	54
NCL	Q4 '23	21	26	53
	Q3 '23	20	27	53
	Q2 '23	19	26	55
	Q1 '23	14	18	68
	Q4 '22	14	21	65
SL	Q4 '23	29	26	45
	Q3 '23	28	28	44
	Q2 '23	25	22	52
	Q1 '23	23	27	49
	Q4 '22	25	22	53
VIS	Q4 '23	19	27	54
	Q3 '23	17	28	55
	Q2 '23	13	25	62
	Q1 '23	12	27	63
	Q4 '22	17	24	59
MIN	Q4 '23	11	22	66
	Q3 '23	7	22	72
	Q2 '23	7	18	75
	Q1 '23	8	15	76
	Q4 '22	8	12	80

Sen. Pres. Juan Miguel Zubiri				
TOTAL	Q4 '23	5	17	44
	Q3 '23	6	17	44
	Q2 '23	5	17	41
	Q1 '23	6	15	42
	Q4 '22	7	17	40
NCR	Q4 '23	5	22	38
	Q3 '23	5	25	39
	Q2 '23	3	20	39
	Q1 '23	5	18	43
	Q4 '22	7	24	36
NCL	Q4 '23	5	15	46
	Q3 '23	8	17	46
	Q2 '23	6	18	40
	Q1 '23	6	14	36
	Q4 '22	9	15	45
SL	Q4 '23	5	19	47
	Q3 '23	6	20	46
	Q2 '23	6	20	42
	Q1 '23	7	18	46
	Q4 '22	7	23	40
VIS	Q4 '23	2	14	44
	Q3 '23	3	15	46
	Q2 '23	7	14	44
	Q1 '23	7	13	44
	Q4 '22	9	17	39
MIN	Q4 '23	7	14	41
	Q3 '23	5	11	43
	Q2 '23	4	12	41
	Q1 '23	5	11	40
	Q4 '22	10	10	35

House Speaker Ferdinand Romualdez				
TOTAL	Q4 '23	6	29	40
	Q3 '23	7	25	40
	Q2 '23	7	24	38
	Q1 '23	6	20	41
	Q4 '22	8	20	38
NCR	Q4 '23	5	38	34
	Q3 '23	6	30	35
	Q2 '23	8	22	35
	Q1 '23	7	26	34
	Q4 '22	7	25	33
NCL	Q4 '23	4	27	41
	Q3 '23	5	21	42
	Q2 '23	6	26	36
	Q1 '23	7	18	39
	Q4 '22	10	15	44
SL	Q4 '23	8	29	41
	Q3 '23	9	26	42
	Q2 '23	6	29	41
	Q1 '23	8	26	41
	Q4 '22	9	29	33
VIS	Q4 '23	5	22	44
	Q3 '23	4	23	39
	Q2 '23	6	20	38
	Q1 '23	6	18	43
	Q4 '22	7	22	34
MIN	Q4 '23	7	32	38
	Q3 '23	6	24	39
	Q2 '23	7	21	38
	Q1 '23	5	14	43
	Q4 '22	10	10	35

Chief Justice Alexander Gesmundo				
TOTAL	Q4 '23	10	18	44
	Q3 '23	12	17	43
	Q2 '23	11	15	42
	Q1 '23	9	15	43
	Q4 '22	14	15	41
NCR	Q4 '23	9	22	42
	Q3 '23	9	22	38
	Q2 '23	10	15	41
	Q1 '23	10	18	45
	Q4 '22	10	17	45
NCL	Q4 '23	9	16	42
	Q3 '23	11	13	43
	Q2 '23	11	16	43
	Q1 '23	8	16	41
	Q4 '22	16	15	43
SL	Q4 '23	12	17	44
	Q3 '23	15	15	44
	Q2 '23	12	16	44
	Q1 '23	13	18	44
	Q4 '22	18	21	36
VIS	Q4 '23	10	16	47
	Q3 '23	9	18	44
	Q2 '23	11	13	42
	Q1 '23	9	14	45
	Q4 '22	15	16	39
MIN	Q4 '23	10	21	45
	Q3 '23	12	17	42
	Q2 '23	11	12	42
	Q1 '23	6	13	42
	Q4 '22	9	9	44



2023 END OF THE YEAR

SURVEY PERIOD: November 29-December 4, 2023 | Base: 1,500

Q: Using the rating scale from 1 to 5 where 1 is NO TRUST, 3 is MODERATE TRUST, and 5 is VERY HIGH TRUST, how would you rate the overall trustworthiness of the following government officials and institutions/agencies THROUGHOUT THE MARCOS ADMINISTRATION, from June 2022 to present?

Significantly **HIGHER** vs Previous period at 95% level

Significantly **LOWER** vs Previous period at 95% level

Significant gain for **PBBM** among the Middle Income soften the downtrend impact of the other two income groups. However, for **VP Sara**, sig drop in trust among Non-OFW families, High Income and senior citizens drive overall downtrend.

TRUST RATINGS – Top (HIGH+VERY HIGH TRUST)							Pres. Ferdinand Marcos Jr						VP Sara Duterte-Carpio					
Total interviews	Q4 23	Q3 23	Q2 23	Q1 23	Q4 22	Q3 22	Q4 23	Q3 23	Q2 23	Q1 23	Q4 22	Q3 22	Q4 23	Q3 23	Q2 23	Q1 23	Q4 22	Q3 22
TOTAL	1500	1500	1500	1500	1500	1500	48	47	54	57	57	58	53	55	61	63	63	62
18-24 YO	293	317	296	311	319	281	45	39	45	54	45	47	47	44	47	55	50	51
25-29 YO	233	221	206	240	270	277	47	49	59	60	63	61	52	55	60	68	66	65
30-39 YO	365	376	324	311	324	376	52	50	58	59	66	63	60	60	71	69	76	67
40-49 YO	312	321	306	302	307	283	48	48	58	58	60	59	58	57	70	66	68	66
50-59 YO	161	151	160	163	201	218	44	48	53	57	52	58	44	53	58	64	55	59
60+ YO	136	114	208	173	79	65	49	52	50	49	49	51	47	60	55	55	54	55
LOW INCOME	326	330	328	379	342	335	48	52	55	59	59	57	54	57	62	63	64	63
MIDDLE INCOME	803	777	814	839	803	809	49	44	55	58	57	59	54	52	62	65	64	63
HIGH INCOME	347	361	319	237	319	327	46	50	53	53	55	55	49	57	57	59	60	56
CATHOLIC	1149	1095	1125	1125	1094	1098	48	45	54	55	55	57	52	52	61	61	61	62
NON-CATHOLIC	351	405	375	375	406	402	47	52	55	62	61	60	56	61	59	68	69	62
PRIVATE WORKERS	599	561	573	499	571	640	50	50	55	59	57	60	54	58	65	66	62	61
GOVT WORKERS	197	183	163	192	170	173	43	50	69	58	64	60	51	60	70	66	70	62
OTHER WORKERS	378	385	377	419	409	378	52	47	54	58	61	58	57	55	58	63	67	64
NOT WORKING	326	371	387	390	350	309	42	41	46	51	47	52	47	46	53	57	57	60
OFW FAMILY	669	631	664	710	661	648	51	49	54	60	61	58	58	56	62	67	66	62
NON-OFW FAMILY	831	869	836	790	839	852	46	46	54	54	54	58	49	54	60	59	60	62
NO FORMAL EDUC/ELEM/HS	153	162	161	216	130	176	50	44	52	56	65	56	56	58	53	62	61	57
VOCATIONAL	72	69	95	101	72	92	40	41	63	56	64	58	47	52	71	65	71	62
COLLEGE	1275	1269	1244	1183	1298	1232	48	48	54	57	56	58	53	54	61	63	63	63

For **SP Zubiri**, not one single segment stands out in contributing for the reversal/flat trend while **CJ Gesmundo** flat to slight downtrend is influenced by the significant drops among High Income and Government Workers. **HS Romualdez** takes the most hit as significant declines among the 40s, High Income, Non-OFW Families, and College graduates pull down overall trust significantly by 4pct pts, lowest since 2022.

TRUST RATINGS – Top (HIGH+VERY HIGH TRUST)							Sen. Pres. Juan Miguel Zubiri						House Speaker Ferdinand Romualdez						Chief Justice Alexander Gesmundo					
Total interviews	Q4 23	Q3 23	Q2 23	Q1 23	Q4 22	Q3 22	Q4 23	Q3 23	Q2 23	Q1 23	Q4 22	Q3 22	Q4 23	Q3 23	Q2 23	Q1 23	Q4 22	Q3 22	Q4 23	Q3 23	Q2 23	Q1 23	Q4 22	Q3 22
TOTAL	1500	1500	1500	1500	1500	1500	35	33	37	38	36	41	25	29	32	33	35	39	28	29	32	32	30	35
18-24 YO	293	317	296	311	319	281	28	24	28	32	26	33	25	24	27	28	25	33	25	23	22	26	22	31
25-29 YO	233	221	206	240	270	277	33	33	38	40	41	42	26	33	35	38	39	42	26	29	37	36	32	41
30-39 YO	365	376	324	311	324	376	40	36	39	42	43	48	28	30	36	35	39	44	26	28	33	32	35	36
40-49 YO	312	321	306	302	307	283	33	37	41	38	38	36	23	30	33	35	37	37	30	31	33	35	32	33
50-59 YO	161	151	160	163	201	218	33	34	36	39	33	44	21	26	28	34	33	37	32	34	34	34	28	36
60+ YO	136	114	208	173	79	65	39	36	38	34	29	34	24	29	31	30	33	32	33	33	35	30	27	26
LOW INCOME	326	330	328	379	342	335	31	29	37	33	30	37	24	28	32	29	32	37	24	27	29	26	25	34
MIDDLE INCOME	803	777	814	839	803	809	35	32	38	39	39	41	25	25	32	36	36	38	29	26	31	34	31	34
HIGH INCOME	347	361	319	237	319	327	36	39	34	42	37	43	26	36	34	34	35	40	30	37	40	37	34	38
CATHOLIC	1149	1095	1125	1125	1094	1098	35	32	37	37	35	40	25	28	32	33	33	37	28	27	32	32	30	34
NON-CATHOLIC	351	405	375	375	406	402	33	35	34	40	40	43	26	31	31	34	38	44	27	33	30	34	29	39
PRIVATE WORKERS	599	561	573	499	571	640	37	37	38	41	41	42	28	33	35	36	38	42	32	34	37	36	35	38
GOVT WORKERS	197	183	163	192	170	173	34	42	44	38	39	43	29	36	37	32	39	43	26	37	39	34	33	36
OTHER WORKERS	378	385	377	419	409	378	37	34	38	39	38	42	23	27	32	36	38	36	26	29	31	35	31	34
NOT WORKING	326	371	387	390	350	309	28	22	30	31	25	36	18	20	24	27	23	32	22	18	22	23	19	31
OFW FAMILY	669	631	664	710	661	648	39	34	39	40	40	42	28	29	34	35	37	39	31	32	35	35	32	38
NON-OFW FAMILY	831	869	836	790	839	852	31	32	35	35	33	40	23	28	30	31	33	38	26	27	30	29	28	33
NO FORMAL EDUC/ELEM/HS	153	162	161	216	130	176	29	32	29	33	45	34	26	32	27	33	36	35	24	32	26	27	33	28
VOCATIONAL	72	69	95	101	72	92	32	25	40	34	40	48	14	20	29	32	35	45	22	25	27	28	33	38
COLLEGE	1275	1269	1244	1183	1298	1232	35	34	37	39	35	41	25	29	33	33	34	39	29	29	33	33	29	36



2023 END OF THE YEAR

SURVEY PERIOD: November 29-December 4, 2023 | Base: 1,500

Q: Using the rating scale from 1 to 5 where 1 is NO TRUST, 3 is MODERATE TRUST, and 5 is VERY HIGH TRUST, how would you rate the overall trustworthiness of the following government officials and institutions/AGENCIES THROUGHOUT THE MARCOS ADMINISTRATION, from June 2022 to present?

*HH INCOME: Low - ₱20,000 & Below | Middle - ₱20,001 - ₱70,000 | High - ₱70,001 & Higher

Significantly **HIGHER** vs Previous period at 95% level

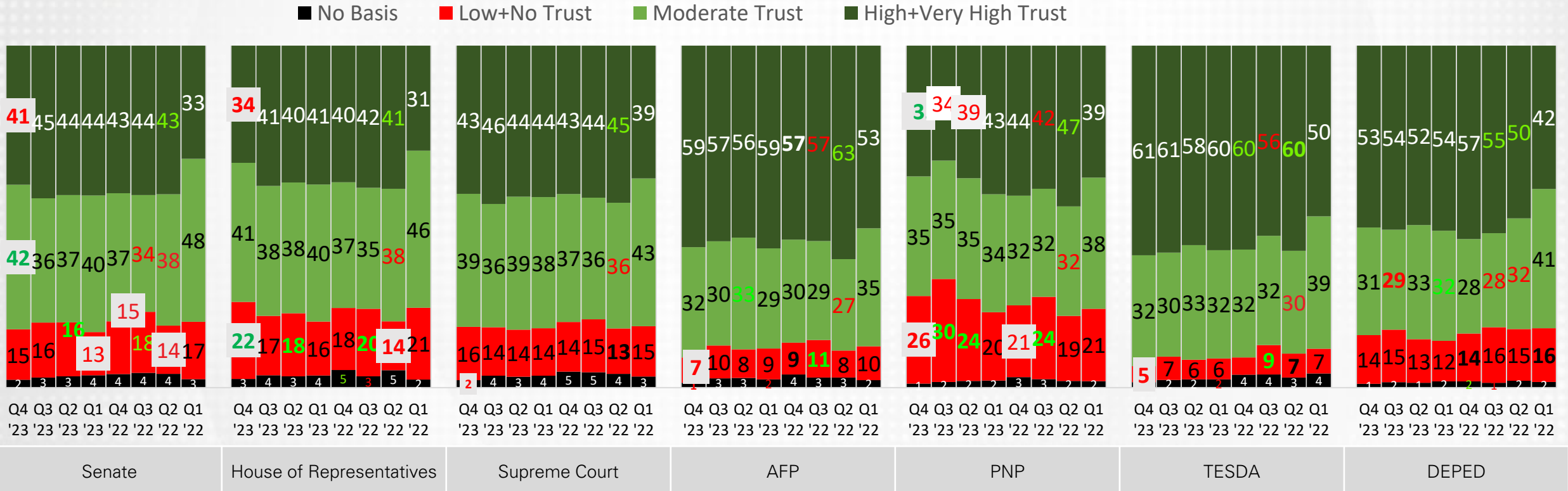
Significantly **LOWER** vs Previous period at 95% level

For the government agencies, improvements in approval may have yet to convert to trust given mostly flat to declining ratings this quarter.

- Sole gainer is **PNP** which is only a recovery from the sig drop in Q3'23.
- In contrast, the **Senate** and **House of Representatives** seem to irk some Filipino voter respondents causing a significant drop this Q4'23 after being stable in the last 6 quarters.
- The rest of the agencies' trust ratings are sustained.

TRUST RATINGS – Agencies

TOTAL PHILIPPINES



Q: Using the rating scale from 1 to 5 where 1 is NO TRUST, 3 is MODERATE TRUST, and 5 is VERY HIGH TRUST, how would you rate the overall trustworthiness of the following government officials and institutions/agencies THROUGHOUT THE MARCOS ADMINISTRATION, from June 2022 to present?



2023 END OF THE YEAR

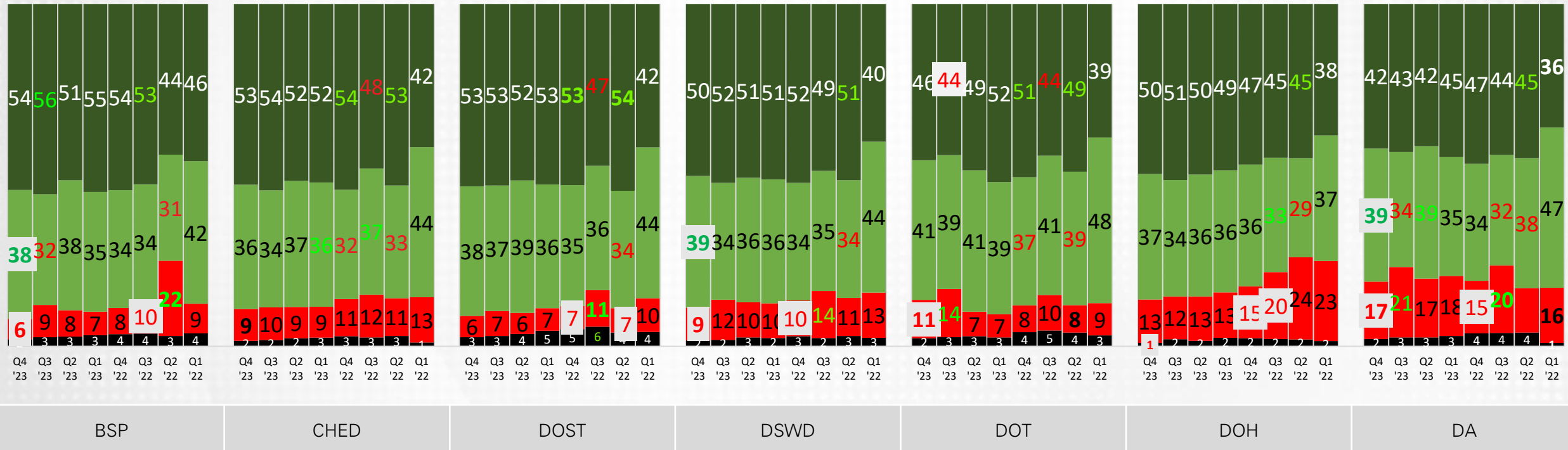
SURVEY PERIOD: November 29-December 4, 2023 | Base: 1,500

Significantly **HIGHER** vs Previous Period at 95% level

Significantly **LOWER** vs Previous Period at 95% level

TRUST RATINGS – Agencies (cont'd)

No Basis
 Low+No Trust
 Moderate Trust
 High+Very High Trust



TOTAL PHILIPPINES

Q: Using the rating scale from 1 to 5 where 1 is NO TRUST, 3 is MODERATE TRUST, and 5 is VERY HIGH TRUST, how would you rate the overall trustworthiness of the following government officials and institutions/agencies THROUGHOUT THE MARCOS ADMINISTRATION, from June 2022 to present?



2023 END OF THE YEAR

SURVEY PERIOD: November 29-December 4, 2023 | Base: 1,500

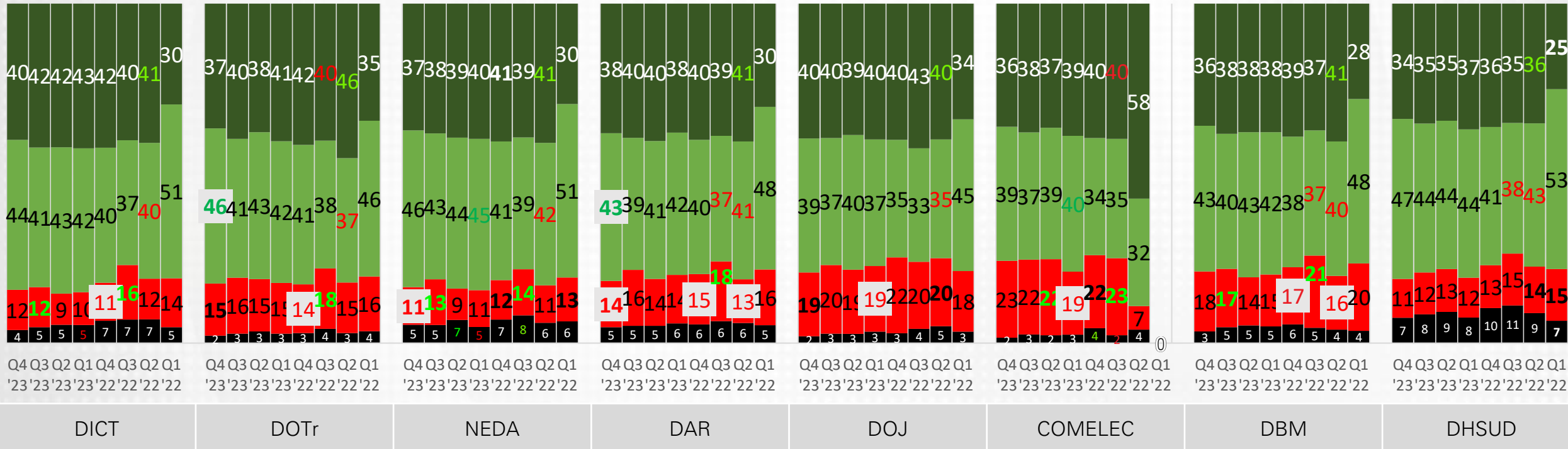
Significantly **HIGHER** vs Previous Period at 95% level

Significantly **LOWER** vs Previous Period at 95% level

TRUST RATINGS – Agencies (cont'd)

TOTAL PHILIPPINES

■ No Basis
 ■ Low+No Trust
 ■ Moderate Trust
 ■ High+Very High Trust



Q: Using the rating scale from 1 to 5 where 1 is NO TRUST, 3 is MODERATE TRUST, and 5 is VERY HIGH TRUST, how would you rate the overall trustworthiness of the following government officials and institutions/agencies THROUGHOUT THE MARCOS ADMINISTRATION, from June 2022 to present?



2023 END OF THE YEAR

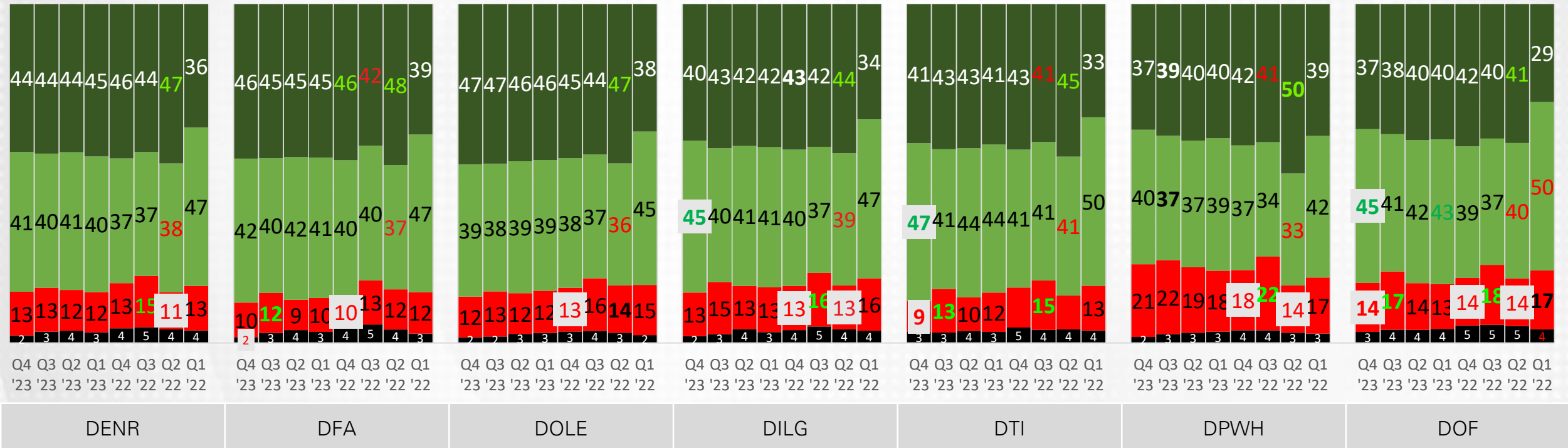
SURVEY PERIOD: November 29-December 4, 2023 | Base: 1,500

Significantly **HIGHER** vs Previous Period at 95% level
Significantly **LOWER** vs Previous Period at 95% level

TRUST RATINGS – Agencies (cont'd)

TOTAL PHILIPPINES

No Basis
 Low+No Trust
 Moderate Trust
 High+Very High Trust



Q: Using the rating scale from 1 to 5 where 1 is NO TRUST, 3 is MODERATE TRUST, and 5 is VERY HIGH TRUST, how would you rate the overall trustworthiness of the following government officials and institutions/agencies THROUGHOUT THE MARCOS ADMINISTRATION, from June 2022 to present?



2023 END OF THE YEAR

SURVEY PERIOD: November 29-December 4, 2023 | Base: 1,500

Significantly **HIGHER** vs Previous Period at 95% level

Significantly **LOWER** vs Previous Period at 95% level

House of Representative has declined across demogs as compared to the **Senate**. HOR drops in all segments, more significantly in MIN than in other regions. On the other hand, Senate's decline is mainly pulled down by High Income, Non-Catholics and Government Workers.

TRUST RATINGS – Agencies (HIGH+VERY HIGH TRUST)							SENATE						HOUSE OF REPRESENTATIVES						SUPREME COURT					
Total interviews	Q4 23	Q3 23	Q2 23	Q1 23	Q4 22	Q3 22	Q4 23	Q3 23	Q2 23	Q1 23	Q4 22	Q3 22	Q4 23	Q3 23	Q2 23	Q1 23	Q4 22	Q3 22	Q4 23	Q3 23	Q2 23	Q1 23	Q4 22	Q3 22
TOTAL	1500	1500	1500	1500	1500	1500	41	45	44	44	43	44	34	41	40	41	40	42	43	46	44	44	43	44
NCR	221	223	206	177	200	183	37	43	46	38	40	48	31	39	39	36	37	46	45	45	48	41	46	49
NCL	332	348	336	326	337	336	43	45	44	45	39	43	35	41	40	42	37	41	45	44	43	44	40	39
SL	364	352	347	346	335	325	40	39	38	36	38	36	34	37	32	34	35	34	46	43	41	38	36	39
VIS	276	281	291	308	294	310	39	46	44	44	44	42	36	42	43	41	40	41	39	46	44	47	42	47
MIN	307	296	320	343	334	346	43	50	48	53	54	52	35	47	47	49	50	47	42	53	46	50	54	50
18-24 YO	293	317	296	311	319	281	41	39	32	38	32	39	38	37	33	37	35	37	47	41	39	42	36	41
25-29 YO	233	221	206	240	270	277	40	43	50	51	45	46	36	41	48	47	42	46	39	46	49	50	46	42
30-39 YO	365	376	324	311	324	376	43	48	46	45	51	48	34	43	41	41	45	46	41	47	42	45	48	47
40-49 YO	312	321	306	302	307	283	41	48	45	44	47	42	34	45	41	41	43	38	45	50	48	42	45	44
50-59 YO	161	151	160	163	201	218	36	43	48	44	40	42	27	36	44	37	34	40	44	48	47	44	42	49
60+ YO	136	114	208	173	79	65	38	46	44	43	44	42	32	45	36	39	37	37	43	48	43	43	42	43
LOW INCOME	326	330	328	379	342	335	42	43	42	39	39	41	35	38	37	36	37	39	41	40	44	39	39	39
MIDDLE INCOME	803	777	814	839	803	809	41	44	45	46	45	44	35	39	42	43	42	42	44	46	45	47	45	45
HIGH INCOME	347	361	319	237	319	327	39	48	43	46	45	43	32	49	39	43	41	43	45	52	46	44	46	47
CATHOLIC	1149	1095	1125	1125	1094	1098	41	44	44	43	44	43	34	41	41	41	39	41	43	46	45	44	43	43
NON-CATHOLIC	351	405	375	375	406	402	38	46	44	45	42	45	34	42	38	40	41	43	43	47	42	46	44	48
PRIVATE WORKERS	599	561	573	499	571	640	44	47	48	49	47	46	37	43	43	44	44	43	47	49	47	47	46	49
GOVT WORKERS	197	183	163	192	170	173	37	55	53	48	48	44	32	51	53	47	45	45	41	55	57	48	49	47
OTHER WORKERS	378	385	377	419	409	378	40	45	42	44	48	44	34	42	40	42	45	42	41	46	41	45	46	42
NOT WORKING	326	371	387	390	350	309	37	35	35	36	29	39	32	33	30	32	25	35	40	39	37	37	33	38
OFW FAMILY	669	631	664	710	661	648	43	48	45	46	46	45	37	44	42	45	42	43	46	51	45	48	47	47
NON-OFW FAMILY	831	869	836	790	839	852	39	42	42	42	41	43	32	39	39	36	38	40	41	43	44	41	41	42
NO FORMAL EDUC/ELEM/HS	153	162	161	216	130	176	41	48	33	38	50	39	36	48	32	38	48	39	40	49	35	39	48	39
VOCATIONAL	72	69	95	101	72	92	35	41	47	37	50	45	21	38	40	37	47	42	36	43	45	40	51	48
COLLEGE	1275	1269	1244	1183	1298	1232	41	44	45	45	42	44	35	40	41	41	39	42	44	46	45	46	43	45

Q: Using the rating scale from 1 to 5 where 1 is NO TRUST, 3 is MODERATE TRUST, and 5 is VERY HIGH TRUST, how would you rate the overall trustworthiness of the following government officials and institutions/agencies THROUGHOUT THE MARCOS ADMINISTRATION, from June 2022 to present?

*HH INCOME: Low - P20,000 & Below | Middle - P20,001 - P70,000 | High - P70,001 & Higher

Significantly **HIGHER** vs Previous period at 95% level

Significantly **LOWER** vs Previous period at 95% level

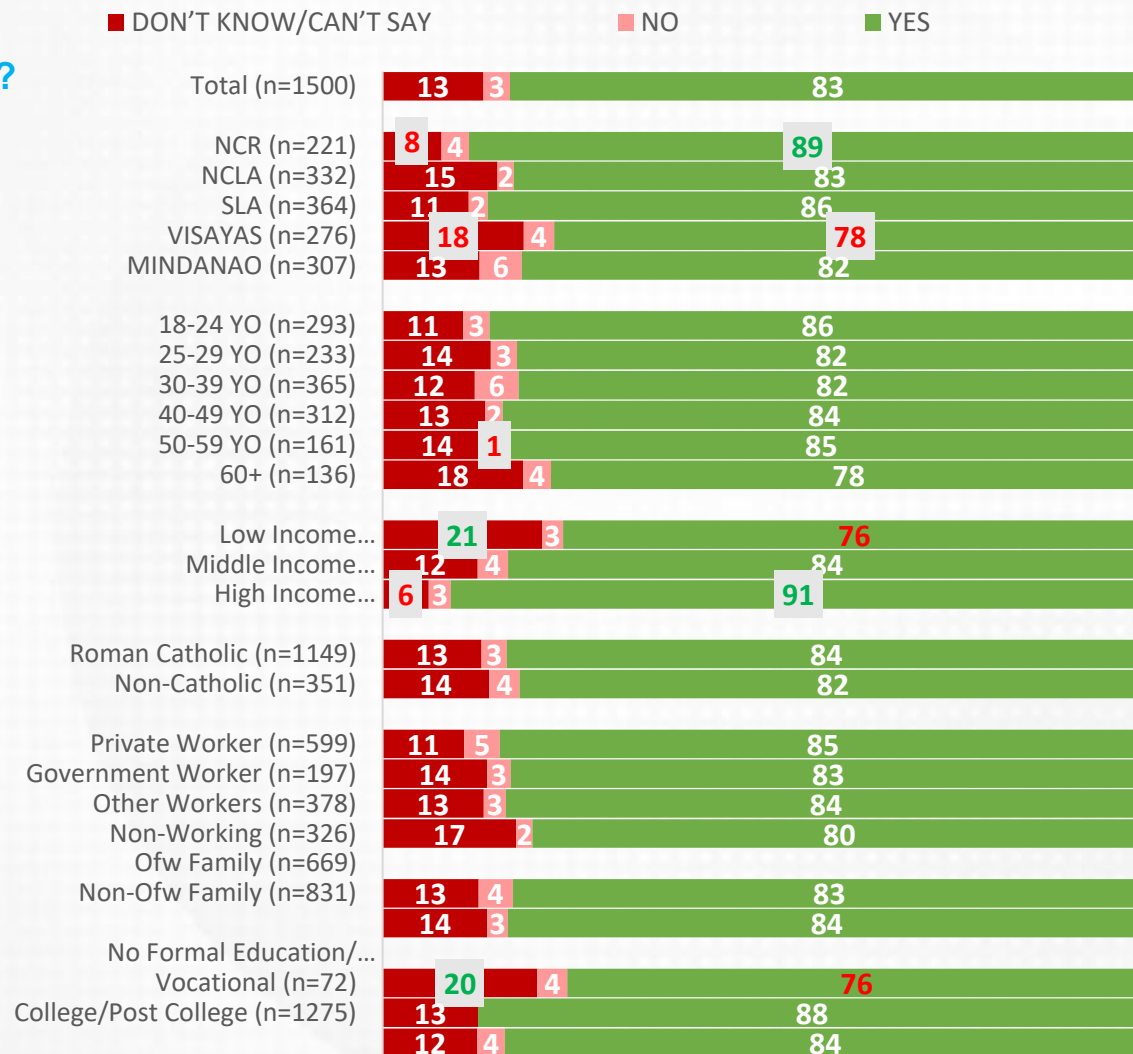


2023 END OF THE YEAR

SURVEY PERIOD: November 29-December 4, 2023 | Base: 1,500

An almost resounding YES to the question on corruption in Congress highly likely contributes to the mistrust.

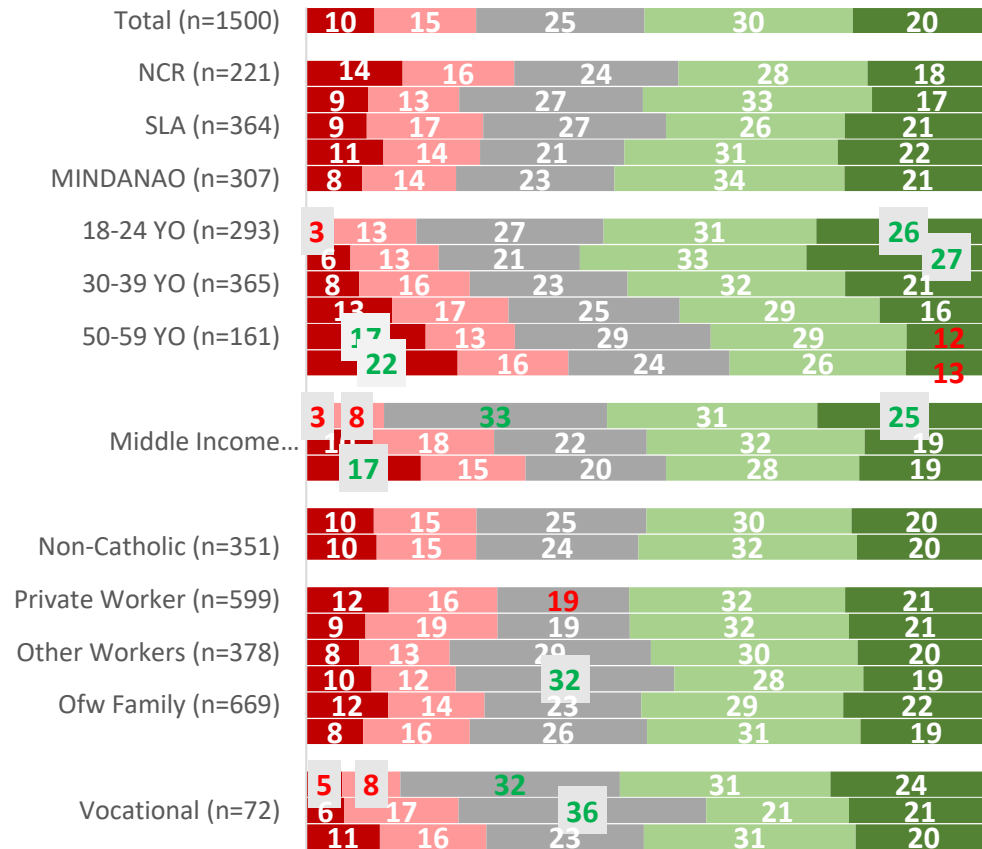
In your opinion, do you think there is corruption in Congress?



Half of Filipino still agree on the need for expense allocation to Congress allowing for some flexibility for faster disbursement (e.g. calamities, etc.). However, the remaining half are split between indecision and disagreement, this time reflecting the mistrust in the people comprising said agency.

AGREEMENT ON EXTRAORDINARY MISCELLANEOUS EXPENSE OF THE PHILIPPINE CONGRESS

■ Strongly disagree ■ Disagree ■ Undecided ■ Agree ■ Strongly agree



The Extraordinary Miscellaneous Expense of the Philippine Congress is money set aside for unexpected needs during the legislative process. This allocation ensures flexibility in dealing with unforeseen challenges, enabling Congress to effectively serve the public. To use this, the Congress only needs liquidation by certification or by declaration.

Q: The Extraordinary Miscellaneous Expense of the Philippine Congress is money set aside for unexpected needs during the legislative process. This allocation ensures flexibility in dealing with unforeseen challenges, enabling Congress to effectively serve the public. To use this, the Congress only needs liquidation by certification or by declaration. How much do you agree or disagree in the implementation of the extraordinary miscellaneous expense?

As for **PNP**, SL drive increase in trust, together with 18-24s, Low-Middle Income HHs, Catholics, Self-employed and Non-working, and College graduates.

TRUST RATINGS – Agencies (HIGH+VERY HIGH TRUST)							AFP						PNP						TESDA						DepEd					
Total interviews	Q4 23	Q3 23	Q2 23	Q1 23	Q4 22	Q3 22	Q4 23	Q3 23	Q2 23	Q1 23	Q4 22	Q3 22	Q4 23	Q3 23	Q2 23	Q1 23	Q4 22	Q3 22	Q4 23	Q3 23	Q2 23	Q1 23	Q4 22	Q3 22	Q4 23	Q3 23	Q2 23	Q1 23	Q4 22	Q3 22
TOTAL	1500	1500	1500	1500	1500	1500	59	57	56	59	57	57	38	34	39	43	44	42	61	61	58	60	60	56	53	54	52	54	57	55
NCR	221	223	206	177	200	183	55	55	55	54	53	61	33	30	34	39	38	42	61	60	60	58	56	60	46	51	53	51	49	54
NCL	332	348	336	326	337	336	60	56	54	60	54	52	37	33	37	45	40	39	61	62	60	61	58	54	52	55	51	54	53	52
SL	364	352	347	346	335	325	59	53	53	54	50	52	37	29	34	36	41	38	62	59	56	59	57	54	50	47	45	48	54	49
VIS	276	281	291	308	294	310	59	57	56	60	55	57	39	34	41	45	45	39	61	61	56	58	62	54	51	55	55	56	55	53
MIN	307	296	320	343	334	346	61	65	62	66	70	65	43	41	47	50	54	51	62	61	59	62	65	58	64	62	59	60	69	65
18-24 YO	293	317	296	311	319	281	60	49	46	55	48	47	45	30	35	45	40	42	63	56	53	55	57	54	51	50	43	49	49	45
25-29 YO	233	221	206	240	270	277	60	57	58	64	60	57	38	42	44	54	49	40	67	62	56	63	63	58	57	57	53	59	54	56
30-39 YO	365	376	324	311	324	376	59	60	60	63	65	64	39	34	44	44	49	47	58	65	63	60	66	59	54	59	57	59	69	58
40-49 YO	312	321	306	302	307	283	61	59	59	56	58	59	38	34	40	36	47	41	65	63	61	63	61	54	60	52	57	52	60	60
50-59 YO	161	151	160	163	201	218	53	58	61	61	53	56	30	26	34	38	35	39	54	52	66	62	51	53	42	47	54	55	47	54
60+ YO	136	114	208	173	79	65	57	65	57	59	53	60	33	36	33	42	35	32	58	59	52	57	47	46	46	55	52	52	54	52
LOW INCOME	326	330	328	379	342	335	59	53	52	52	56	53	42	32	39	40	47	46	63	62	54	54	56	52	55	57	53	50	55	54
MIDDLE INCOME	803	777	814	839	803	809	61	58	59	62	57	58	37	32	40	47	42	39	61	59	62	63	61	57	55	52	55	57	57	55
HIGH INCOME	347	361	319	237	319	327	56	62	55	62	57	59	37	39	37	40	45	44	60	64	56	59	63	56	49	57	49	53	59	54
CATHOLIC	1149	1095	1125	1125	1094	1098	60	58	58	59	56	56	38	34	40	44	44	41	62	62	60	59	60	54	53	53	54	54	56	54
NON-CATHOLIC	351	405	375	375	406	402	56	56	51	61	60	59	39	33	36	43	43	44	58	56	55	62	60	59	54	56	49	54	58	57
PRIVATE WORKERS	599	561	573	499	571	640	61	59	56	63	57	61	40	35	43	44	44	43	63	62	61	63	61	59	54	54	55	56	57	56
GOVT WORKERS	197	183	163	192	170	173	54	66	68	64	63	60	38	47	48	53	53	44	60	65	62	64	64	55	56	64	57	60	57	55
OTHER WORKERS	378	385	377	419	409	378	63	58	59	61	63	55	39	32	36	44	48	41	63	63	58	61	65	57	55	55	50	56	64	59
NOT WORKING	326	371	387	390	350	309	53	49	48	51	47	51	35	26	32	38	34	39	56	54	53	53	50	47	47	47	50	48	46	48
OFW FAMILY	669	631	664	710	661	648	63	61	57	62	60	60	41	36	39	44	47	43	63	64	60	63	62	58	56	55	53	57	62	58
NON-OFW FAMILY	831	869	836	790	839	852	55	54	55	56	54	55	36	32	38	43	41	41	60	58	57	57	57	54	51	53	52	52	53	52
NO FORMAL EDUC/ELEM/HS	153	162	161	216	130	176	52	59	45	56	60	53	40	39	32	43	52	42	64	61	48	55	64	49	53	59	45	54	62	52
VOCATIONAL	72	69	95	101	72	92	50	55	63	62	57	54	32	35	43	47	53	47	51	61	65	64	65	65	40	52	52	57	61	63
COLLEGE	1275	1269	1244	1183	1298	1232	60	57	57	60	56	58	38	33	39	43	43	41	61	60	59	60	59	56	54	53	53	54	56	55



2023 END OF THE YEAR

SURVEY PERIOD: November 29-December 4, 2023 | Base: 1,500

Q: Using the rating scale from 1 to 5 where 1 is NO TRUST, 3 is MODERATE TRUST, and 5 is VERY HIGH TRUST, how would you rate the overall trustworthiness of the following government officials and institutions/agencies THROUGHOUT THE MARCOS ADMINISTRATION, from June 2022 to present?

*HH INCOME: Low - ₱20,000 & Below | Middle - ₱20,001 - ₱70,000 | High - ₱70,001 & Higher

Significantly **HIGHER** vs Previous period at 95% level

Significantly **LOWER** vs Previous period at 95% level

EMOTIONAL QUOTIENT OF INCUMBENT LEADERS

Same top traits are associated to the five highest ranking officials in the country. There is no clear personality trait for HS Romualdez since the cut-off was 20% or approximately 1 in 5.

PERSONALITY TRAITS OF INCUMBENT OFFICIALS

Pres. Ferdinand Marcos Jr	
	TP
Total interviews	1500
Love for the Philippines	44
Concern for Filipinos	43
Eloquent	41
Humble	38
Responsible / fulfills sworn duties	33
Fair mindedness / just	32
Upholds the law	32
Brave	31
Sympathetic / kind	30
Sincerity / authenticity	29
Does not abuse authority	28
Approachable	25
Prioritizes the poor / pro poor	24
Decisiveness	24
Selflessness	20
Religiosity / Godliness	18

VP Sara Duterte-Carpio	
	TP
Total interviews	1500
Brave	57
Concern for Filipinos	44
Love for the Philippines	41
Responsible / fulfills sworn duties	38
Upholds the law	36
Sincerity / authenticity	35
Humble	33
Fair mindedness / just	33
Prioritizes the poor / pro poor	32
Sympathetic / kind	31
Approachable	31
Eloquent	31
Does not abuse authority	29
Decisiveness	29
Selflessness	25
Religiosity / godliness	22
Don't know/none	16

Sen. Pres. Juan Miguel Zubiri	
	TP
Total interviews	1500
Eloquent	24
Upholds the law	24
Concern for Filipinos	23
Love for the Philippines	22
Responsible / fulfills sworn duties	22
Fair mindedness / just	20
Humble	18
Does not abuse authority	18
Sincerity / authenticity	17
Sympathetic / kind	17
Brave	16
Don't know/none	22

House Speaker Ferdinand Romualdez	
	TP
Total interviews	1500
Eloquent	19
Upholds the law	19
Responsible / fulfills sworn duties	18
Concern for Filipinos	17
Love for the Philippines	17
Brave	15
Fair mindedness / just	14
Sincerity / authenticity	13

Chief Justice Alexander Gesmundo	
	TP
Total interviews	1500
Upholds the law	21
Responsible / fulfills sworn duties	18
Eloquent	17
Love for the Philippines	16
Concern for Filipinos	16
Fair mindedness / just	16
Does not abuse authority	15

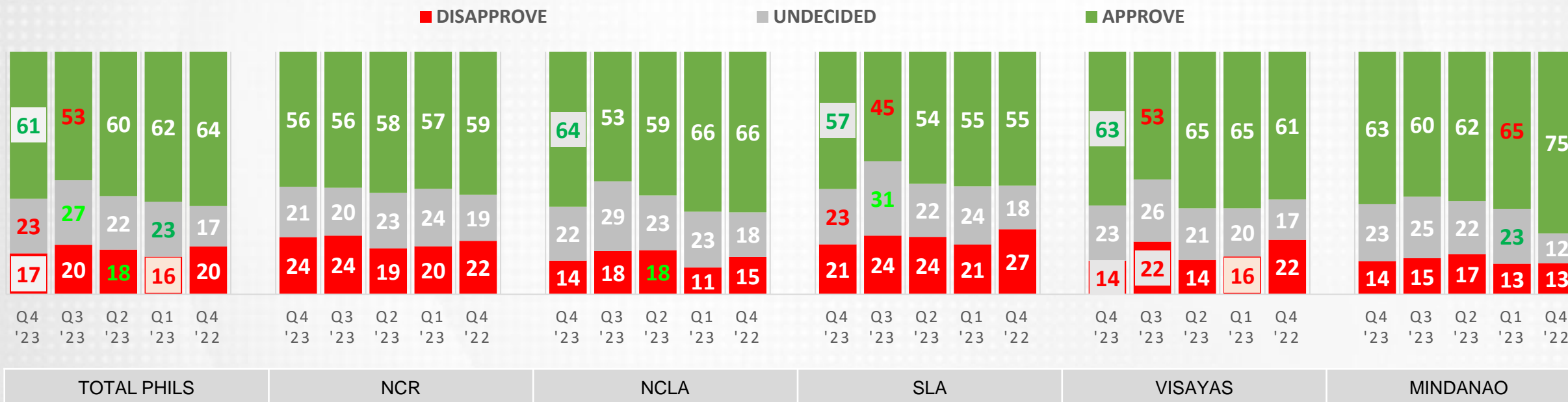
Cut-off 20% ~ 1 in 5

Q: Please indicate which traits are possessed by the following individuals

PERFORMANCE OF NEWLY ELECTED OFFICIALS

Consistent with the recovery in approval and trust ratings for PBBM, dip last quarter in the overall performance rating for his cabinet members is also regained, driven by same regions NCL, SL, and VIS.

OVERALL PERFORMANCE RATING ALL MEMBERS OF PRESIDENT FERDINAND MARCOS JR'S ADMINISTRATION



Q: Which of the following best describes your feeling towards the overall performance of ALL MEMBERS OF PRESIDENT FERDINAND MARCOS JR'S ADMINISTRATION from June 2022 to present?

Zooming in among the 2022 newly-elected officials' performance, several improve ratings, as follows:

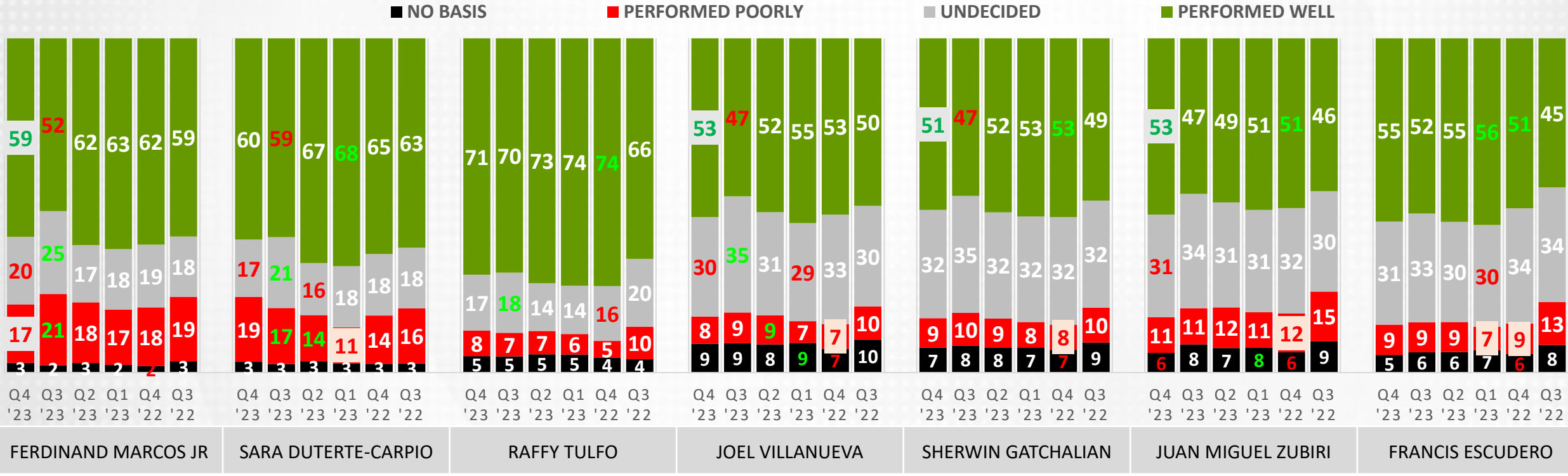


1. Recovery – **PBBM, Joel Villanueva, Sherwin Gatchalian, Mark Villar, Loren Legarda**
2. Gains – **Miguel Zubiri, Risa Hontiveros, Alan Peter Cayetano, Joseph Ejercito, Jinggoy Estrada**

Raffy Tulfo sustains his top rank, **VP Sara** has stabilized (now parity with PBBM), while **Robin Padilla** further slips (lowest in 6 quarters albeit not significant).

PERFORMANCE RATING

TOTAL PHILIPPINES



Q: Using the rating scale from 1 to 5 where 1 is PERFORM VERY POORLY, 3 is NEITHER POORLY NOR WELL, and 5 is PERFORM VERY WELL, select the option that would best describe how the following newly elected government officials of the current administration performed?



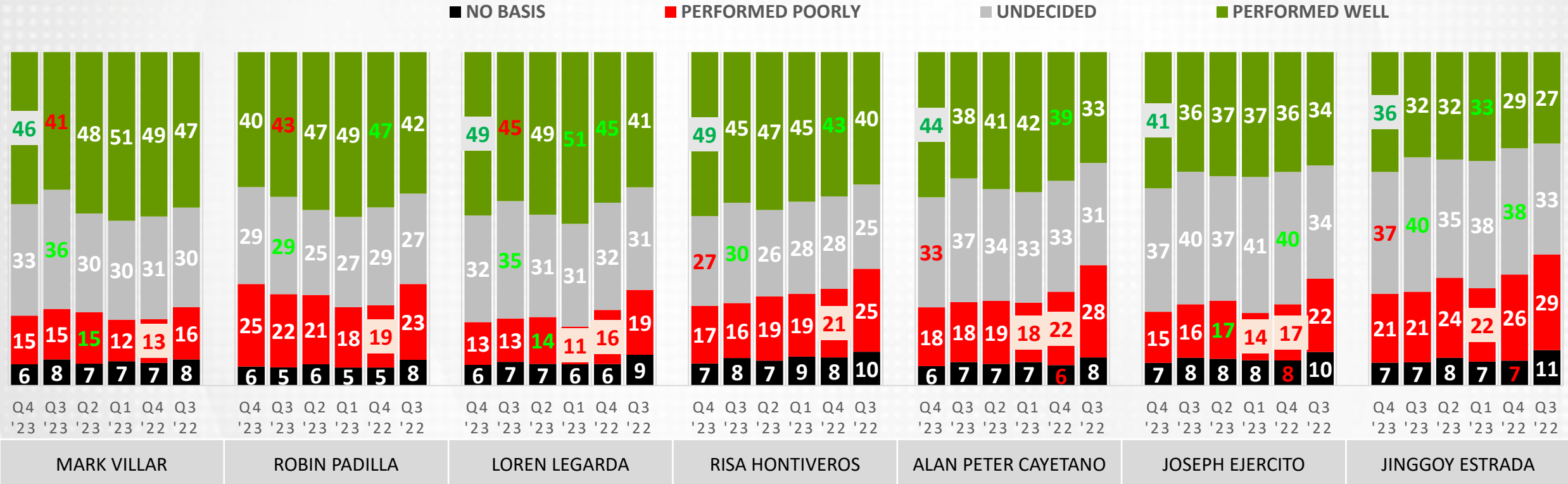
2023 END OF THE YEAR

SURVEY PERIOD: November 29-December 4, 2023 | Base: 1,500

Significantly **HIGHER** vs Previous period at 95% level
 Significantly **LOWER** vs Previous period at 95% level

PERFORMANCE RATING

TOTAL PHILIPPINES



2023 END OF THE YEAR

SURVEY PERIOD: November 29-December 4, 2023 | Base: 1,500

Q: Using the rating scale from 1 to 5 where 1 is PERFORM VERY POORLY, 3 is NEITHER POORLY NOR WELL, and 5 is PERFORM VERY WELL, select the option that would best describe how the following newly elected government officials of the current administration performed?

Significantly **HIGHER** vs Previous period at 95% level

Significantly **LOWER** vs Previous period at 95% level

Balance Luzon and several segments drive recovery in rating for PBBM while for VP Sara, only the self-employed saw an improvement while the rest perceived similar performance as previous quarter.

PERFORMANCE RATING (PERFORM WELL/VERY WELL)							Ferdinand Marcos Jr.						Sara Duterte-Carpio					
Total interviews	Q4 23	Q3 23	Q2 23	Q1 23	Q4 22	Q3 22	Q4 23	Q3 23	Q2 23	Q1 23	Q4 22	Q3 22	Q4 23	Q3 23	Q2 23	Q1 23	Q4 22	Q3 22
TOTAL	1500	1500	1500	1,500	1500	1500	59	52	62	63	62	59	60	59	67	68	65	63
NCR	221	223	206	177	200	183	56	50	60	59	56	60	53	54	67	63	53	61
NCL	332	348	336	326	337	336	64	51	61	73	66	62	57	54	63	71	68	60
SL	364	352	347	346	335	325	58	46	59	55	55	50	55	52	60	60	56	54
VIS	276	281	291	308	294	310	57	50	65	59	57	57	62	61	71	68	63	63
MIN	307	296	320	343	334	346	60	61	64	67	72	68	73	77	77	77	79	73
18-24 YO	293	317	296	311	319	281	53	41	50	56	49	51	52	49	52	58	53	54
25-29 YO	233	221	206	240	270	277	59	51	67	63	66	62	61	58	71	69	67	65
30-39 YO	365	376	324	311	324	376	64	57	64	67	72	60	66	65	72	75	78	65
40-49 YO	312	321	306	302	307	283	58	54	66	67	64	64	65	64	75	72	67	68
50-59 YO	161	151	160	163	201	218	64	57	68	66	56	61	57	58	71	72	56	61
60+ YO	136	114	208	173	79	65	60	51	59	60	63	55	54	61	63	63	58	57
LOW INCOME	326	330	328	379	342	335	59	55	62	61	63	61	59	63	68	65	65	65
MIDDLE INCOME	803	777	814	839	803	809	61	50	63	65	63	62	63	59	69	71	66	64
HIGH INCOME	347	361	319	237	319	327	57	55	61	61	57	49	56	60	66	63	59	54
CATHOLIC	1149	1095	1125	1,125	1094	1098	59	50	62	61	60	60	59	58	67	67	63	63
NON-CATHOLIC	351	405	375	375	406	402	60	55	62	70	67	57	63	63	67	72	69	60
PRIVATE WORKERS	599	561	573	499	571	640	61	57	64	64	62	61	60	63	71	70	64	62
GOVT WORKERS	197	183	163	192	170	173	58	55	79	67	67	60	60	66	78	73	70	62
OTHER WORKERS	378	385	377	419	409	378	63	49	60	67	64	62	66	59	64	71	67	67
NOT WORKING	326	371	387	390	350	309	52	45	53	56	56	53	53	51	59	60	59	59
OFW FAMILY	669	631	664	710	661	648	60	55	63	64	64	59	64	62	68	72	68	63
NON-OFW FAMILY	831	869	836	790	839	852	59	49	61	62	60	59	58	58	67	64	62	63
NO FORMAL EDUC/ELEM/HS	153	162	161	216	130	176	61	50	60	58	58	55	63	57	60	67	62	54
VOCATIONAL	72	69	95	101	72	92	58	51	65	62	68	57	57	62	72	68	69	61
COLLEGE	1275	1269	1244	1,183	1298	1232	59	52	62	64	62	60	60	60	68	68	64	64



2023 END OF THE YEAR

SURVEY PERIOD: November 29-December 4, 2023 | Base: 1,500

Q: Using the rating scale from 1 to 5 where 1 is PERFORM VERY POORLY, 3 is NEITHER POORLY NOR WELL, and 5 is PERFORM VERY WELL, select the option that would best describe how the following newly elected government officials of the current administration performed?

*HH INCOME: Low - P20,000 & Below | Middle - P20,001 - P70,000 | High - P70,001 & Higher

Significantly HIGHER vs Previous period at 95% level

Significantly LOWER vs Previous period at 95% level

Issue on the CIF continues to haunt **VP Sara** while inflation is the more pressing concern that is hurting **PBBM** rating.

MOST PRESSING NATIONAL ISSUE THAT IS HURTING THE OVERALL PERFORMANCE OF PRES. FERDINAND MARCOS JR.	Total	NCR	NCL	SL	VIS	MIN
<i>Total interviews</i>	1500	221	332	364	276	307
Inflation	44	43	46	41	48	44
Corruption	14	19	11	19	14	10
Importation of Agricultural Products (rice, sugar, etc.)	10	8	13	9	10	12
Perceived Rice Shortage	8	11	9	8	7	8
Oil price	6	5	6	7	5	6
Illegal drugs	5	2	5	3	8	9
Presidential appointments of cabinet members	4	3	4	6	4	4
Peace and order	4	5	3	2	3	5
Smuggling	3	2	2	4	1	3
Traffic	1	2	1	1	1	0

MOST PRESSING NATIONAL ISSUE THAT IS HURTING THE OVERALL PERFORMANCE OF VP SARA DUTERTE	Total	NCR	NCL	SL	VIS	MIN
<i>Total interviews</i>	1500	221	332	364	276	307
Intelligence and confidential funds for Office of the Vice-President and Department of Education	44	53	45	45	43	37
Mandatory ROTC	11	7	9	13	12	12
President Ferdinand Marcos Jr's statement that the Philippines is considering resuming membership of the International Criminal Court (ICC) to investigate anti-narcotics campaign during Former President Rodrigo Duterte's administration	10	9	12	8	10	13
Proposed New Curriculum providing students the choice of enrolling in two more years of pre-university study to get them ready for college	10	7	11	10	10	10
Launch of Revised K-10 Curriculum to decongest the subjects and to focus on foundational literacy skills (Reading, Writing, Arithmetic)	9	8	10	10	8	9
DepEd Order requiring all public schools to remove unnecessary decorations from classrooms	9	8	8	10	9	10
Subpoena ordering Former President Rodrigo Duterte to appear before the prosecutor's office to answer the allegations that greatly threatened an opposition lawmaker	7	9	5	5	8	9

Q: Which among the national issues would you consider as the most pressing issue that is hurting the overall performance of President Ferdinand Marcos Jr.?
 Q: Which among the national issues would you consider as the most pressing issue that is hurting the overall performance of Vice President Sara Duterte?

Joel Villanueva's recovery is pushed by NCR,NCL while Mark Villar gains more in NCL,SL.

Sherwin Gatchalian does not register sig gains in specific areas, only in particular socio-demographic segments.



PERFORMANCE RATING (PERFORM WELL/VERY WELL)							Raffy Tulfo						Joel Villanueva						Sherwin Gatchalian						Mark Villar					
Total interviews	Q4 23	Q3 23	Q2 23	Q1 23	Q4 22	Q3 22	Q4 23	Q3 23	Q2 23	Q1 23	Q4 22	Q3 22	Q4 23	Q3 23	Q2 23	Q1 23	Q4 22	Q3 22	Q4 23	Q3 23	Q2 23	Q1 23	Q4 22	Q3 22	Q4 23	Q3 23	Q2 23	Q1 23	Q4 22	Q3 22
TOTAL	1500	1500	1500	1,500	1500	1500	71	70	73	74	74	66	53	47	52	55	53	50	51	47	52	53	53	49	46	41	48	51	49	47
NCR	221	223	206	177	200	183	72	65	73	75	72	67	62	50	58	54	55	61	59	54	59	54	59	59	47	45	50	51	48	51
NCL	332	348	336	326	337	336	68	71	73	78	77	66	58	47	50	55	53	50	52	45	50	54	52	48	45	36	45	51	48	43
SL	364	352	347	346	335	325	75	68	71	72	74	67	52	46	52	56	51	50	52	48	51	52	47	43	44	35	45	43	41	43
VIS	276	281	291	308	294	310	71	70	76	72	70	65	50	46	53	56	52	48	49	46	51	52	54	47	44	42	53	51	52	47
MIN	307	296	320	343	334	346	67	76	73	73	76	66	48	48	49	56	54	47	47	45	52	55	57	50	48	51	51	57	57	51
18-24 YO	293	317	296	311	319	281	67	60	65	67	66	58	44	36	38	41	44	41	41	34	42	43	45	41	43	32	36	36	36	37
25-29 YO	233	221	206	240	270	277	75	75	75	73	77	71	52	44	50	59	54	51	48	52	51	50	56	48	43	42	49	53	49	46
30-39 YO	365	376	324	311	324	376	73	73	79	80	81	63	52	52	56	59	60	52	56	51	56	60	61	51	47	41	50	55	60	48
40-49 YO	312	321	306	302	307	283	70	76	76	79	78	73	59	50	58	58	53	53	56	52	57	56	56	52	48	47	56	56	53	53
50-59 YO	161	151	160	163	201	218	69	67	75	76	71	67	58	58	63	66	54	54	48	53	59	61	51	52	46	44	58	59	48	48
60+ YO	136	114	208	173	79	65	71	67	69	66	65	62	62	48	50	53	44	49	60	41	50	50	47	43	45	48	45	51	47	49
LOW INCOME	326	330	328	379	342	335	69	72	73	72	75	67	51	41	45	48	51	50	44	46	47	45	51	45	43	39	45	45	48	45
MIDDLE INCOME	803	777	814	839	803	809	73	72	75	76	76	69	56	49	55	61	54	51	53	46	54	57	56	50	47	41	51	54	50	48
HIGH INCOME	347	361	319	237	319	327	69	68	70	72	70	57	53	51	54	53	53	49	54	53	55	54	51	47	44	45	47	51	50	45
CATHOLIC	1149	1095	1125	1,125	1094	1098	72	71	75	74	74	68	53	48	52	55	52	51	52	48	53	53	54	50	46	41	49	50	48	48
NON-CATHOLIC	351	405	375	375	406	402	67	68	68	74	74	60	55	46	51	57	55	49	49	44	49	53	53	45	44	41	47	52	51	43
PRIVATE WORKERS	599	561	573	499	571	640	72	73	77	77	75	66	57	52	60	61	55	53	56	51	57	60	58	53	48	45	55	53	52	49
GOVT WORKERS	197	183	163	192	170	173	69	76	78	76	74	70	49	56	59	62	58	50	51	60	61	56	60	49	44	51	55	55	51	42
OTHER WORKERS	378	385	377	419	409	378	71	70	71	76	78	69	53	49	48	56	55	51	49	47	48	54	54	48	47	40	45	52	53	49
NOT WORKING	326	371	387	390	350	309	68	64	68	68	68	60	49	35	41	44	44	43	46	36	45	42	42	39	40	33	39	44	39	42
OFW FAMILY	669	631	664	710	661	648	71	73	75	77	77	70	57	50	55	56	55	53	53	51	55	55	56	51	49	43	50	54	51	48
NON-OFW FAMILY	831	869	836	790	839	852	70	68	72	71	72	63	51	45	50	54	51	48	50	44	50	51	51	46	43	40	47	48	48	45
NO FORMAL EDUC/ELEM/HS	153	162	161	216	130	176	63	69	72	75	72	58	48	46	38	48	54	38	41	41	42	48	49	38	44	41	38	42	49	40
VOCATIONAL	72	69	95	101	72	92	74	68	83	81	76	70	50	43	59	55	57	53	44	41	59	47	56	45	39	38	52	51	47	45
COLLEGE	1275	1269	1244	1,183	1298	1232	72	70	73	73	74	67	54	48	53	57	52	52	53	48	53	55	54	50	46	41	50	52	49	48

Q: Using the rating scale from 1 to 5 where 1 is PERFORM VERY POORLY, 3 is NEITHER POORLY NOR WELL, and 5 is PERFORM VERY WELL, select the option that would best describe how the following newly elected government officials of the current administration performed?

*HH INCOME: Low - P20,000 & Below | Middle - P20,001 - P70,000 | High - P70,001 & Higher



2023 END OF THE YEAR

SURVEY PERIOD: November 29-December 4, 2023 | Base: 1,500

Significantly HIGHER vs Previous period at 95% level

Significantly LOWER vs Previous period at 95% level

Miguel Zubiri gets more thumbs up in NCL,SL, VIS while Loren Legarda is non-area specific, concentrated among a few socio-demographic groups.

PERFORMANCE RATING (PERFORM WELL/VERY WELL)							Juan Miguel Zubiri						Francis Escudero						Robin Padilla						Loren Legarda					
Total interviews	Q4 23	Q3 23	Q2 23	Q1 23	Q4 22	Q3 22	Q4 23	Q3 23	Q2 23	Q1 23	Q4 22	Q3 22	Q4 23	Q3 23	Q2 23	Q1 23	Q4 22	Q3 22	Q4 23	Q3 23	Q2 23	Q1 23	Q4 22	Q3 22	Q4 23	Q3 23	Q2 23	Q1 23	Q4 22	Q3 22
TOTAL	1500	1500	1500	1,500	1500	1500	53	47	49	51	51	46	55	52	55	56	51	45	40	43	47	49	47	42	49	45	49	51	45	41
NCR	221	223	206	177	200	183	55	50	50	50	48	54	55	50	59	54	51	50	36	41	43	41	42	36	48	44	50	49	43	42
NCL	332	348	336	326	337	336	51	40	44	52	47	44	53	47	51	60	50	42	37	40	44	53	44	39	48	45	48	49	45	40
SL	364	352	347	346	335	325	53	45	46	48	47	38	60	58	58	55	53	45	41	36	43	42	44	38	46	41	47	51	42	39
VIS	276	281	291	308	294	310	55	46	52	48	52	45	56	55	56	54	48	47	41	47	50	50	44	44	54	50	50	53	48	43
MIN	307	296	320	343	334	346	51	54	55	57	60	51	50	52	52	55	52	42	46	54	56	58	57	52	50	44	49	54	48	40
18-24 YO	293	317	296	311	319	281	43	32	37	40	37	36	53	44	48	49	48	40	44	36	39	41	39	37	46	42	44	45	40	41
25-29 YO	233	221	206	240	270	277	49	45	50	53	53	44	58	60	58	59	55	45	44	43	51	51	49	44	52	47	50	59	46	44
30-39 YO	365	376	324	311	324	376	57	49	51	58	60	49	58	57	60	64	57	50	44	49	55	55	57	48	52	43	52	56	53	42
40-49 YO	312	321	306	302	307	283	53	53	57	51	53	48	56	53	53	55	53	46	40	52	54	52	51	47	50	48	52	51	48	41
50-59 YO	161	151	160	163	201	218	57	56	58	63	55	52	45	50	61	53	41	44	30	31	39	48	36	35	44	50	53	51	38	35
60+ YO	136	114	208	173	79	65	65	50	44	48	46	46	54	48	52	53	39	29	31	37	39	50	35	35	46	36	42	46	34	31
LOW INCOME	326	330	328	379	342	335	44	41	45	43	45	45	52	48	48	51	47	43	48	45	48	48	46	46	45	38	46	45	43	44
MIDDLE INCOME	803	777	814	839	803	809	57	47	51	55	54	47	56	55	56	57	52	44	40	44	49	51	47	43	51	46	50	55	45	41
HIGH INCOME	347	361	319	237	319	327	53	51	50	52	51	42	55	55	61	60	55	46	35	42	46	46	47	37	49	50	52	51	49	38
CATHOLIC	1149	1095	1125	1,125	1094	1098	53	46	49	51	50	47	56	55	56	57	51	47	40	42	47	49	45	42	50	46	50	52	45	41
NON-CATHOLIC	351	405	375	375	406	402	52	47	48	52	52	44	50	44	51	53	50	37	40	48	49	49	51	44	46	41	45	51	45	38
PRIVATE WORKERS	599	561	573	499	571	640	55	50	52	53	54	48	58	58	61	61	53	50	41	47	52	51	48	45	53	49	54	56	47	42
GOVT WORKERS	197	183	163	192	170	173	52	58	57	54	56	43	55	59	58	57	55	39	45	51	53	57	58	46	52	54	54	57	46	40
OTHER WORKERS	378	385	377	419	409	378	54	48	48	54	51	48	53	52	51	56	52	43	41	43	47	52	48	43	48	45	45	51	49	46
NOT WORKING	326	371	387	390	350	309	47	35	42	44	42	40	50	42	49	48	44	39	37	35	38	42	38	35	42	33	42	43	37	31
OFW FAMILY	669	631	664	710	661	648	56	50	52	55	54	47	56	55	57	57	52	47	42	47	50	53	49	43	52	48	50	55	49	45
NON-OFW FAMILY	831	869	836	790	839	852	50	44	47	48	48	45	54	51	53	54	50	42	39	41	45	46	44	42	47	42	47	48	42	37
NO FORMAL EDUC/ELEM/HS	153	162	161	216	130	176	41	45	37	45	48	39	45	52	45	48	51	38	50	43	46	45	51	41	40	42	40	44	42	38
VOCATIONAL	72	69	95	101	72	92	47	46	56	52	51	50	44	48	59	51	53	38	39	48	65	53	42	45	42	45	47	51	47	37
COLLEGE	1275	1269	1244	1,183	1298	1232	54	47	50	52	51	46	57	53	56	58	51	46	39	43	46	50	46	42	51	45	50	53	45	41

Q: Using the rating scale from 1 to 5 where 1 is PERFORM VERY POORLY, 3 is NEITHER POORLY NOR WELL, and 5 is PERFORM VERY WELL, select the option that would best describe how the following newly elected government officials of the current administration performed?

*HH INCOME: Low - P20,000 & Below | Middle - P20,001 - P70,000 | High - P70,001 & Higher

Significantly **HIGHER** vs Previous period at 95% level

Significantly **LOWER** vs Previous period at 95% level



2023 END OF THE YEAR

SURVEY PERIOD: November 29-December 4, 2023 | Base: 1,500

Risa Hontiveros' increase is pushed by MIN, possibly those against the CIF. Alan Cayetano and Jinggoy Estrada improve in SL (an opposition stronghold)

PERFORMANCE RATING (PERFORM WELL/VERY WELL)							Risa Hontiveros						JV Ejercito						Alan Peter Cayetano						Jinggoy Estrada					
Total interviews	Q4 23	Q3 23	Q2 23	Q1 23	Q4 22	Q3 22	Q4 23	Q3 23	Q2 23	Q1 23	Q4 22	Q3 22	Q4 23	Q3 23	Q2 23	Q1 23	Q4 22	Q3 22	Q4 23	Q3 23	Q2 23	Q1 23	Q4 22	Q3 22	Q4 23	Q3 23	Q2 23	Q1 23	Q4 22	Q3 22
TOTAL	1500	1500	1500	1,500	1500	1500	49	45	47	45	43	40	41	36	37	37	36	34	44	38	41	42	39	33	36	32	32	33	29	27
NCR	221	223	206	177	200	183	54	54	50	47	48	48	47	41	41	41	38	39	43	38	38	39	35	31	36	35	32	29	22	29
NCL	332	348	336	326	337	336	48	43	48	43	40	38	40	33	33	36	32	32	39	35	39	37	31	32	32	29	29	35	27	26
SL	364	352	347	346	335	325	51	47	51	47	49	47	40	35	33	33	34	32	42	32	36	35	35	29	36	29	27	25	25	20
VIS	276	281	291	308	294	310	51	49	50	44	47	41	39	33	41	36	34	34	46	40	45	45	41	35	37	32	35	33	29	29
MIN	307	296	320	343	334	346	44	35	38	43	35	29	41	39	41	43	42	36	49	47	47	53	51	37	39	35	38	40	39	34
18-24 YO	293	317	296	311	319	281	54	48	53	51	51	52	40	28	29	32	28	28	43	36	38	37	37	34	34	28	29	32	27	28
25-29 YO	233	221	206	240	270	277	53	47	48	55	44	42	39	35	35	43	38	36	46	39	45	46	39	35	42	35	40	37	32	32
30-39 YO	365	376	324	311	324	376	44	40	48	38	39	33	41	39	41	38	43	35	45	38	42	44	47	34	39	32	36	37	38	29
40-49 YO	312	321	306	302	307	283	44	44	41	36	39	31	40	37	41	38	33	34	45	37	43	41	39	29	34	34	32	29	26	25
50-59 YO	161	151	160	163	201	218	47	48	49	44	42	44	43	42	44	44	35	35	35	39	41	43	30	35	32	27	33	32	21	22
60+ YO	136	114	208	173	79	65	61	52	47	50	47	40	44	39	34	34	47	40	43	38	37	42	29	26	29	31	23	29	20	25
LOW INCOME	326	330	328	379	342	335	43	36	45	40	43	43	37	33	35	37	34	37	40	33	40	37	40	37	34	30	34	33	30	32
MIDDLE INCOME	803	777	814	839	803	809	50	47	47	46	43	38	41	36	39	38	38	33	45	38	43	45	38	32	37	29	33	33	29	26
HIGH INCOME	347	361	319	237	319	327	53	50	53	47	46	42	44	41	38	38	35	34	44	43	40	42	39	32	35	39	30	31	29	25
CATHOLIC	1149	1095	1125	1,125	1094	1098	51	48	50	46	46	41	41	36	37	38	35	34	43	38	41	41	37	32	36	32	33	33	28	26
NON-CATHOLIC	351	405	375	375	406	402	45	38	40	42	37	35	40	35	38	36	37	35	44	37	41	44	43	37	36	31	31	31	31	31
PRIVATE WORKERS	599	561	573	499	571	640	52	48	49	44	41	37	43	38	42	41	39	34	48	40	47	45	41	34	38	33	37	33	31	27
GOVT WORKERS	197	183	163	192	170	173	45	48	47	48	49	42	39	43	42	39	41	38	47	48	45	46	46	34	35	40	42	38	34	28
OTHER WORKERS	378	385	377	419	409	378	46	45	47	44	46	42	42	39	36	37	37	37	40	39	39	42	41	34	38	34	32	35	32	30
NOT WORKING	326	371	387	390	350	309	50	40	45	45	41	40	37	26	29	32	27	28	37	29	34	36	29	30	30	23	21	27	20	25
OFW FAMILY	669	631	664	710	661	648	47	49	50	45	44	40	43	38	39	41	38	36	47	42	44	44	39	35	38	36	34	36	30	29
NON-OFW FAMILY	831	869	836	790	839	852	51	42	45	44	42	40	39	34	36	35	34	32	41	35	39	40	38	32	34	28	31	30	28	26
NO FORMAL EDUC/ELEM/HS	153	162	161	216	130	176	46	45	41	41	47	33	40	36	30	32	38	32	35	43	35	40	40	31	35	40	30	31	35	31
VOCATIONAL	72	69	95	101	72	92	39	36	44	42	42	37	40	32	42	37	32	35	35	33	44	37	49	34	33	32	42	37	28	33
COLLEGE	1275	1269	1244	1,183	1298	1232	50	46	48	46	43	41	41	36	38	38	36	34	45	38	42	43	38	34	36	30	32	33	28	26



2023 END OF THE YEAR

SURVEY PERIOD: November 29-December 4, 2023 | Base: 1,500

Q: Using the rating scale from 1 to 5 where 1 is PERFORM VERY POORLY, 3 is NEITHER POORLY NOR WELL, and 5 is PERFORM VERY WELL, select the option that would best describe how the following newly elected government officials of the current administration performed?

*HH INCOME: Low - P20,000 & Below | Middle - P20,001 - P70,000 | High - P70,001 & Higher

Significantly **HIGHER** vs Previous period at 95% level

Significantly **LOWER** vs Previous period at 95% level

MEDIA CONSUMPTION HABITS

TV and the worldwide web (mostly Facebook) are the most used media touchpoints for information when it comes to political news and current events. 14% listen more to AM than FM at 9% radio.

SOURCES OF INFORMATION OR ACCESS TO POLITICAL NEWS AND CURRENT EVENTS

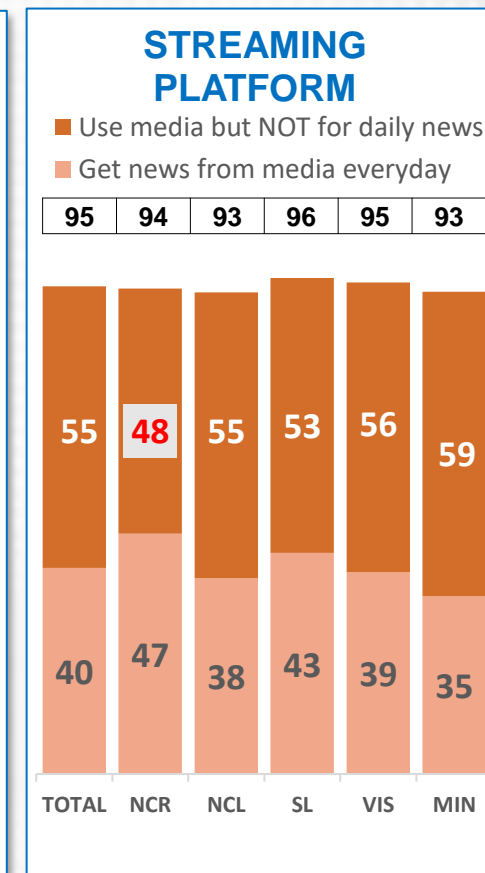
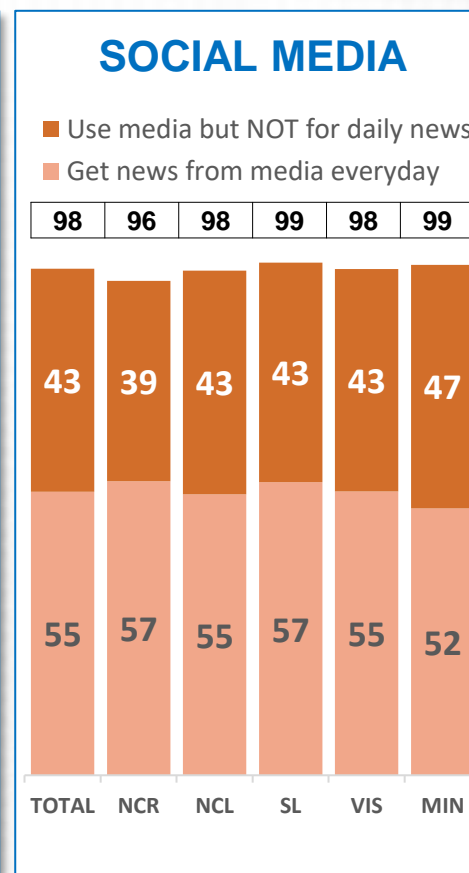
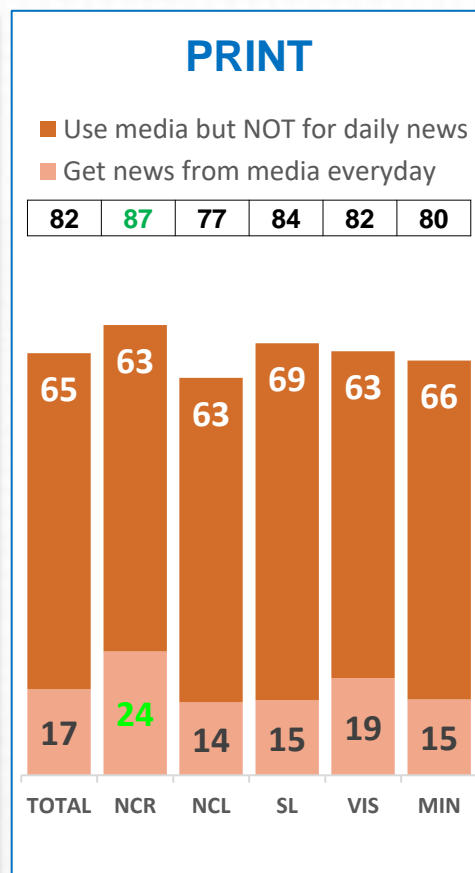
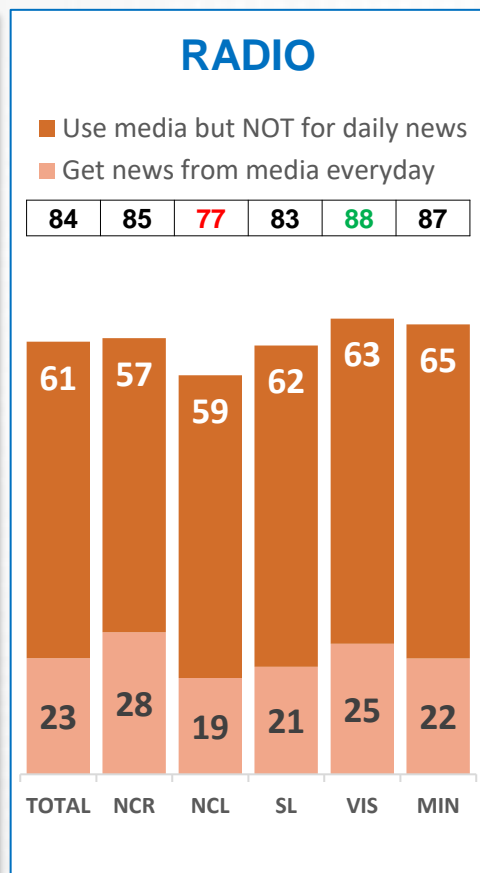
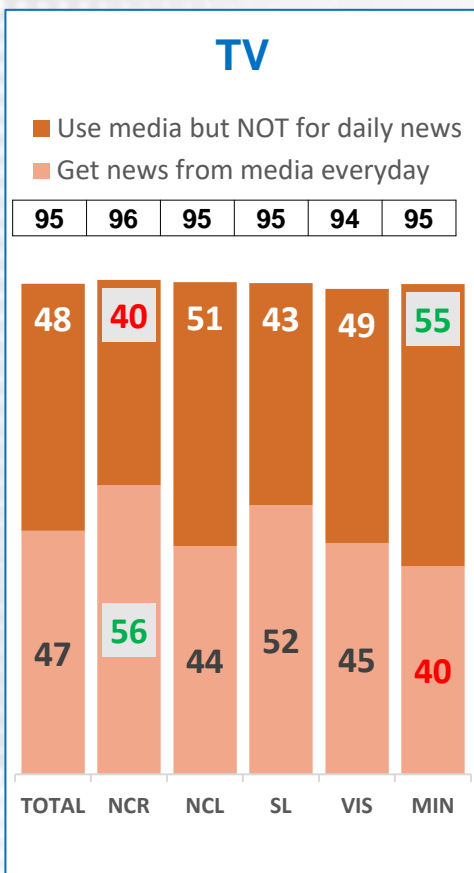
	TOTAL	AREA					AGE GROUP						HH INCOME*			RELIGION		WORK STATUS				OFW		EDUCATION		
		NCR	NCL	SL	VIS	MIN	18-24 yo	25-29 yo	30-39 yo	40-49 yo	50-59 yo	60+	LOW	MID-DLE	HIGH	Catholic	Non-Catholic	Private workers	Govt workers	Other workers	Not working	OFW Family	Non-OFW Family	No educ Elem/HS	Vocational	College
Total interviews	1500	221	332	364	276	307	293	233	365	312	161	136	326	803	347	1149	351	599	197	378	326	669	831	153	72	1275
Watching TV	63	67	60	67	62	59	53	61	63	68	67	71	60	66	61	64	59	63	63	62	63	65	61	54	68	64
Browsing the internet	57	57	58	58	56	54	50	52	59	60	63	60	46	62	56	56	60	56	54	61	55	56	57	42	54	59
On Facebook	44	38	46	40	45	49	47	49	48	44	35	27	52	44	36	43	46	43	47	41	46	44	44	50	51	43
Reading newspaper or tabloids	17	24	17	16	17	11	11	15	14	15	24	33	9	19	19	17	15	18	16	19	13	17	16	13	11	17
Watching cable channel	14	16	13	12	16	15	12	12	19	15	12	13	13	13	18	15	11	15	13	16	12	15	14	14	10	14
Listening to AM radio station	14	16	12	14	16	11	8	9	12	16	25	20	12	13	16	14	14	15	16	14	10	12	16	8	14	14
Listening to FM radio station	9	7	8	9	8	15	14	10	8	7	7	12	10	9	10	9	10	10	10	7	11	9	10	10	10	9
On Twitter	8	9	9	8	7	7	11	10	6	6	9	7	6	8	9	8	8	8	8	8	9	7	9	7	4	8
Stories heard from friends, acquaintances, co-workers or neighbors	7	7	4	7	5	10	10	6	7	6	4	4	6	7	7	6	10	6	10	6	6	7	7	10	3	6
None	1	0	1	1	2	2	3	1	2	0	0	0	3	0	1	1	1	1	1	1	2	1	1	3	3	1

Q: How do you usually get information or access to political news and current events? Choose up to three from this list.

Below 5% Total mention are not shown

TV, as a daily news channel, is skewed in NCR and least in MIN. But **social media** is the king source for daily news, consistent across regions.

FREQUENCY OF ENGAGING ON MEDIA-RELATED ACTIVITIES



TRUST RATINGS OF NEWS OUTLETS

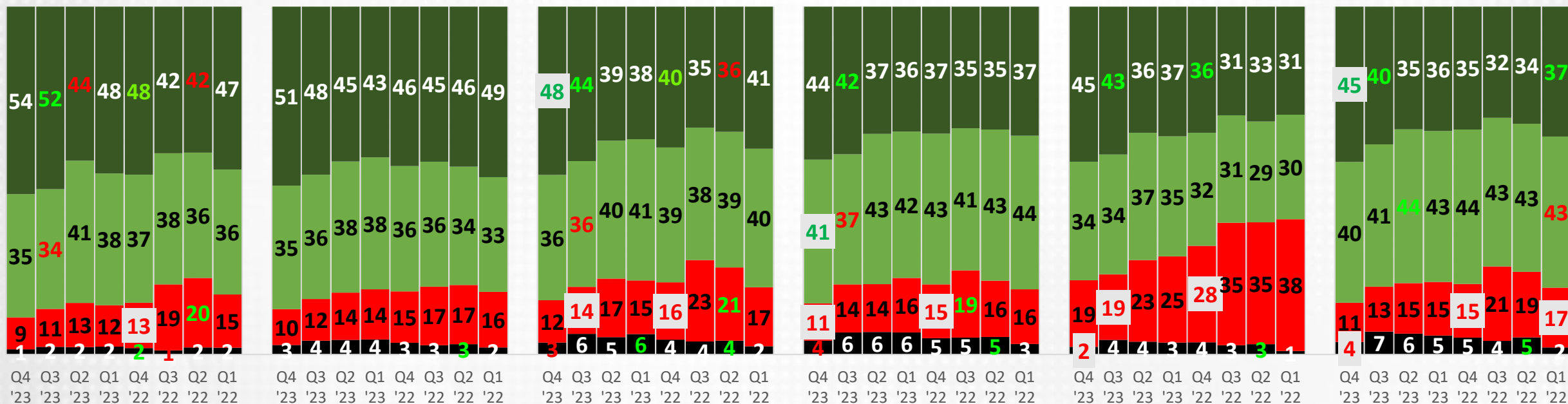
GMA 7 maintains its top rank as most trusted among all news outlets.

More high trust is given to newspaper **PDI** and **Philippine Star** this quarter, while others manage to earn back moderate trust: namely, **Manila Bulletin**, **Sunstar Philippines**, **Manila Standard**, **Business World**, **Business Mirror**, **Abante**.

TRUST RATINGS OF NEWS OUTLETS

TOTAL PHILIPPINES

■ No Basis
 ■ Low+No Trust
 ■ Moderate Trust
 ■ High+Very High Trust



GMA7 CNN PHILIPPINES PDI MANILA BULLETIN ABS CBN (ONLINE) PHILIPPINE STAR

Q: Using the rating scale from 1 to 5 where 1 is NO TRUST, 3 is MODERATE TRUST, and 5 is VERY HIGH TRUST, how would you rate the overall trustworthiness of the following NEWS OUTLETS throughout 2023?



2023 END OF THE YEAR

SURVEY PERIOD: November 29-December 4, 2023 | Base: 1,500

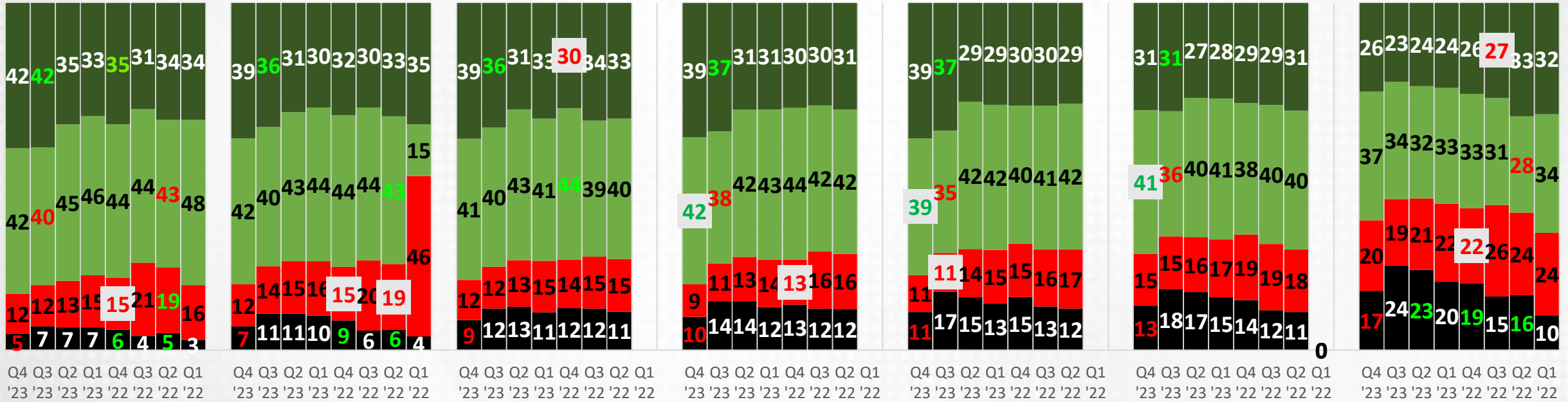
Significantly **HIGHER** vs Previous period at 95% level

Significantly **LOWER** vs Previous period at 95% level

Radio channels **DZRH** and **DZBB** also recover moderate trust, along with TV news channels **PTV4**, **UNTV**, **Net25**, and **Eagle News**.

TRUST RATINGS OF NEWS OUTLETS

■ No Basis
 ■ Low+No Trust
 ■ Moderate Trust
 ■ High+Very High Trust



TOTAL PHILIPPINES

Q: Using the rating scale from 1 to 5 where 1 is NO TRUST, 3 is MODERATE TRUST, and 5 is VERY HIGH TRUST, how would you rate the overall trustworthiness of the following NEWS OUTLETS throughout 2023?



2023 END OF THE YEAR

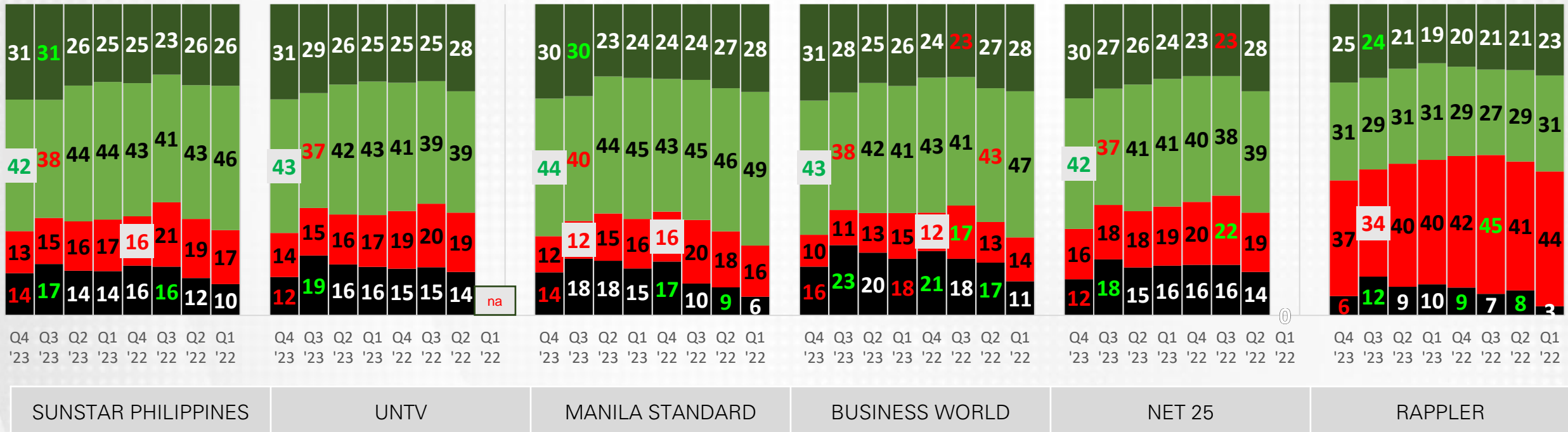
SURVEY PERIOD: November 29-December 4, 2023 | Base: 1,500

Significantly **HIGHER** vs Previous period at 95% level
Significantly **LOWER** vs Previous period at 95% level

TRUST RATINGS OF NEWS OUTLETS

TOTAL PHILIPPINES

■ No Basis
 ■ Low+No Trust
 ■ Moderate Trust
 ■ High+Very High Trust



Q: Using the rating scale from 1 to 5 where 1 is NO TRUST, 3 is MODERATE TRUST, and 5 is VERY HIGH TRUST, how would you rate the overall trustworthiness of the following NEWS OUTLETS throughout 2023?



2023 END OF THE YEAR

SURVEY PERIOD: November 29-December 4, 2023 | Base: 1,500

Significantly **HIGHER** vs Previous period at 95% level

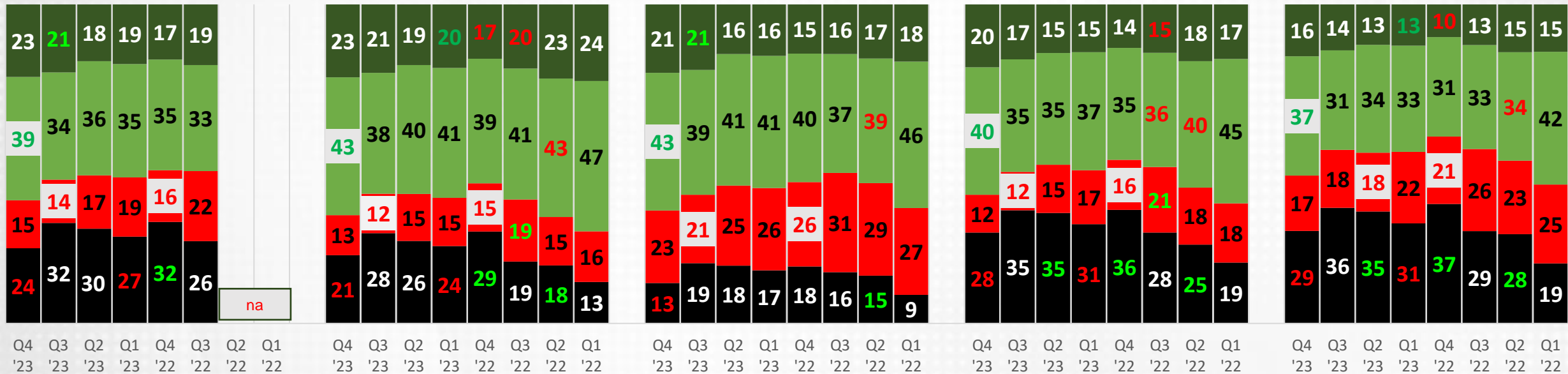
Significantly **LOWER** vs Previous period at 95% level

Online news sites **The Summit Express** and **Politiko Online** round up the list of news outlets with gains in moderate trust this quarter.

TRUST RATINGS OF NEWS OUTLETS

TOTAL PHILIPPINES

■ No Basis
 ■ Low+No Trust
 ■ Moderate Trust
 ■ High+Very High Trust



Q: Using the rating scale from 1 to 5 where 1 is NO TRUST, 3 is MODERATE TRUST, and 5 is VERY HIGH TRUST, how would you rate the overall trustworthiness of the following NEWS OUTLETS throughout 2023?



2023 END OF THE YEAR

SURVEY PERIOD: November 29-December 4, 2023 | Base: 1,500

Significantly **HIGHER** vs Previous period at 95% level

Significantly **LOWER** vs Previous period at 95% level

PDI clearly gains deeper trust from its readers for two consecutive quarters now, achieving highest rating since start of 2022.



TRUST RATINGS (HIGH+VERY HIGH TRUST)							GMA7						CNN PH						PDI						MANILA BULLETIN					
Total interviews	Q4 23	Q3 23	Q2 23	Q1 23	Q4 22	Q3 22	Q4 23	Q3 23	Q2 23	Q1 23	Q4 22	Q3 22	Q4 23	Q3 23	Q2 23	Q1 23	Q4 22	Q3 22	Q4 23	Q3 23	Q2 23	Q1 23	Q4 22	Q3 22	Q4 23	Q3 23	Q2 23	Q1 23	Q4 22	Q3 22
TOTAL	1500	1500	1500	1,500	1500	1500	54	52	44	48	48	42	51	48	45	43	46	45	48	44	39	38	40	35	44	42	37	36	37	35
NCR	221	223	206	177	200	183	60	52	49	52	53	49	59	50	48	48	55	52	52	44	42	37	43	42	53	44	44	38	40	42
NCL	332	348	336	326	337	336	52	57	40	48	45	40	50	50	42	41	42	46	45	47	38	37	36	36	41	43	33	36	33	34
SL	364	352	347	346	335	325	53	53	46	50	53	46	51	45	45	47	44	47	47	42	40	39	42	36	43	41	38	39	36	35
VIS	276	281	291	308	294	310	59	49	46	49	49	41	54	49	48	44	49	44	53	46	38	40	45	34	46	43	38	31	40	35
MIN	307	296	320	343	334	346	48	51	42	43	44	38	46	47	41	39	43	37	47	43	35	36	38	30	40	42	33	36	36	33
18-24 YO	293	317	296	311	319	281	56	54	44	48	50	47	52	44	41	44	48	47	49	40	37	36	47	35	41	38	35	34	40	32
25-29 YO	233	221	206	240	270	277	51	46	37	47	41	38	49	47	37	43	42	43	49	43	34	38	37	31	48	40	34	34	31	35
30-39 YO	365	376	324	311	324	376	53	55	45	45	54	38	52	49	45	44	46	43	49	44	38	38	39	36	45	45	38	39	38	38
40-49 YO	312	321	306	302	307	283	53	54	45	46	45	44	54	51	46	40	43	40	52	47	40	37	38	33	46	45	39	35	39	36
50-59 YO	161	151	160	163	201	218	57	50	49	55	50	48	46	48	50	45	50	52	39	47	43	45	41	39	40	49	38	38	34	33
60+ YO	136	114	208	173	79	65	56	53	46	50	51	34	54	55	49	45	48	48	47	48	40	38	43	37	41	39	37	35	30	29
LOW INCOME	326	330	328	379	342	335	50	48	44	44	43	40	40	44	43	36	37	39	42	41	38	33	33	31	38	41	31	30	31	30
MIDDLE INCOME	803	777	814	839	803	809	56	55	46	50	52	42	54	50	46	47	49	43	52	46	40	40	44	35	46	43	40	38	38	35
HIGH INCOME	347	361	319	237	319	327	53	51	41	51	48	45	57	51	45	46	50	54	48	45	38	42	44	38	45	45	35	40	40	41
CATHOLIC	1149	1095	1125	1,125	1094	1098	55	55	46	49	49	42	53	50	46	45	47	45	50	48	40	40	42	35	45	45	37	38	38	36
NON-CATHOLIC	351	405	375	375	406	402	50	47	41	45	48	42	47	43	39	38	42	44	42	35	34	34	37	33	40	36	34	31	33	33
PRIVATE WORKERS	599	561	573	499	571	640	57	53	46	50	50	43	55	50	47	48	48	45	53	45	42	41	42	36	48	45	41	40	40	39
GOVT WORKERS	197	183	163	192	170	173	58	56	47	55	50	46	54	51	46	51	54	46	51	51	44	42	46	36	48	48	42	40	37	41
OTHER WORKERS	378	385	377	419	409	378	49	53	45	46	48	40	52	49	45	40	46	46	46	44	38	38	40	34	41	45	36	33	36	31
NOT WORKING	326	371	387	390	350	309	51	49	40	44	44	41	42	43	40	38	38	41	41	40	32	32	36	31	39	34	28	32	31	28
OFW FAMILY	669	631	664	710	661	648	54	57	46	52	51	42	52	52	46	47	46	47	50	48	39	41	43	36	47	46	39	40	39	40
NON-OFW FAMILY	831	869	836	790	839	852	54	49	43	44	46	42	51	46	43	40	46	43	47	42	38	35	38	34	41	40	35	32	35	32
NO FORMAL EDUC/ELEM/HS	153	162	161	216	130	176	46	61	39	50	49	42	43	46	37	38	42	41	38	46	34	31	44	32	30	45	31	36	42	31
VOCATIONAL	72	69	95	101	72	92	42	39	43	44	47	38	43	36	41	41	39	46	49	33	34	42	35	35	44	32	35	33	40	41
COLLEGE	1275	1269	1244	1,183	1298	1232	56	52	45	48	48	42	53	49	46	44	47	45	50	45	39	39	40	35	46	43	37	36	36	35

*HH INCOME: Low - P20,000 & Below | Middle - P20,001 - P70,000 | High - P70,001 & Higher

PAHAYAG 2023 END OF THE YEAR

SURVEY PERIOD: November 29-December 4, 2023 | Base: 1,500

Q: Using the rating scale from 1 to 5 where 1 is NO TRUST, 3 is MODERATE TRUST, and 5 is VERY HIGH TRUST, how would you rate the overall trustworthiness of the following NEWS OUTLETS throughout 2023?

Significantly **HIGHER** vs Previous period at 95% level

Significantly **LOWER** vs Previous period at 95% level

Philippine Star also follows same trajectory, trailing closely behind PDI's levels.



TRUST RATINGS (HIGH+VERY HIGH TRUST)							ABS CBN ONLINE						PH STAR						TV5						MANILA TIMES					
Total interviews	Q4 23	Q3 23	Q2 23	Q1 23	Q4 22	Q3 22	Q4 23	Q3 23	Q2 23	Q1 23	Q4 22	Q3 22	Q4 23	Q3 23	Q2 23	Q1 23	Q4 22	Q3 22	Q4 23	Q3 23	Q2 23	Q1 23	Q4 22	Q3 22	Q4 23	Q3 23	Q2 23	Q1 23	Q4 22	Q3 22
TOTAL	1500	1500	1500	1,500	1500	1500	45	43	36	37	36	31	45	40	35	36	35	32	42	42	35	33	35	31	39	36	31	30	32	30
NCR	221	223	206	177	200	183	46	41	37	40	38	38	50	44	42	33	33	38	46	42	40	33	36	38	43	35	36	27	32	34
NCL	332	348	336	326	337	336	39	43	33	35	31	28	42	39	33	34	34	32	41	43	32	33	28	27	36	37	29	32	28	30
SL	364	352	347	346	335	325	48	45	39	43	42	40	41	36	34	38	36	34	39	40	35	32	34	29	37	32	32	32	33	30
VIS	276	281	291	308	294	310	51	45	40	38	40	28	51	44	40	38	38	31	49	42	34	32	38	33	42	38	31	28	36	34
MIN	307	296	320	343	334	346	40	38	33	32	30	25	42	36	30	35	35	27	37	42	35	33	40	30	38	37	32	31	33	25
18-24 YO	293	317	296	311	319	281	57	50	41	37	42	32	44	35	32	32	38	36	44	39	32	31	39	29	37	34	30	32	35	31
25-29 YO	233	221	206	240	270	277	40	38	33	39	33	30	48	36	29	38	31	28	42	40	30	39	33	29	38	34	24	27	28	30
30-39 YO	365	376	324	311	324	376	42	40	36	38	33	29	44	43	37	38	37	32	45	44	40	37	40	31	39	35	32	31	34	32
40-49 YO	312	321	306	302	307	283	43	41	33	34	36	31	46	41	38	38	36	30	41	43	36	28	33	31	41	40	33	31	35	30
50-59 YO	161	151	160	163	201	218	37	38	43	39	36	37	37	44	41	34	34	34	36	38	38	31	30	35	37	39	34	29	29	31
60+ YO	136	114	208	173	79	65	47	47	33	39	39	31	47	38	35	33	30	31	38	45	33	28	24	22	42	32	36	31	30	17
LOW INCOME	326	330	328	379	342	335	44	41	38	32	32	26	35	35	30	28	29	30	37	40	33	26	33	29	33	33	28	24	25	25
MIDDLE INCOME	803	777	814	839	803	809	43	43	37	39	37	31	47	41	37	39	38	31	44	42	37	36	37	30	41	36	33	32	34	30
HIGH INCOME	347	361	319	237	319	327	48	43	36	40	40	38	47	42	37	40	37	36	41	43	34	34	34	35	42	39	34	36	39	36
CATHOLIC	1149	1095	1125	1,125	1094	1098	47	45	38	41	39	32	46	42	37	37	37	33	42	43	37	33	34	31	40	37	33	31	33	31
NON-CATHOLIC	351	405	375	375	406	402	38	36	30	27	30	28	42	34	31	32	32	29	40	37	30	31	36	30	35	31	27	27	31	29
PRIVATE WORKERS	599	561	573	499	571	640	44	40	38	37	38	33	49	43	39	42	37	34	45	44	39	34	38	33	43	39	35	33	34	33
GOVT WORKERS	197	183	163	192	170	173	45	45	37	44	38	35	48	48	41	43	40	32	45	44	39	40	37	32	43	42	33	33	36	35
OTHER WORKERS	378	385	377	419	409	378	43	44	37	38	36	29	43	38	34	32	36	29	42	41	35	32	36	30	36	37	30	30	35	29
NOT WORKING	326	371	387	390	350	309	48	44	33	33	34	28	37	32	29	28	30	30	34	37	28	28	28	25	34	27	27	25	26	23
OFW FAMILY	669	631	664	710	661	648	45	45	37	40	38	35	47	44	37	40	38	34	44	44	36	36	38	33	42	39	35	34	36	33
NON-OFW FAMILY	831	869	836	790	839	852	45	41	35	35	35	29	43	37	34	32	33	30	40	40	34	30	33	29	36	33	29	27	29	28
NO FORMAL EDUC/ELEM/HS	153	162	161	216	130	176	44	50	35	38	34	31	38	41	31	28	36	31	33	48	30	33	40	30	29	37	29	25	34	30
VOCATIONAL	72	69	95	101	72	92	40	41	39	40	32	26	33	28	32	40	36	30	36	35	37	36	33	27	26	22	29	29	29	28
COLLEGE	1275	1269	1244	1,183	1298	1232	45	42	36	37	37	32	46	40	36	37	35	32	43	41	36	32	35	31	41	36	32	31	32	30

PAHAYAG

2023 END OF THE YEAR

*HH INCOME: Low - P20,000 & Below | Middle - P20,001 - P70,000 | High - P70,001 & Higher

SURVEY PERIOD: November 29-December 4, 2023 | Base: 1,500

Significantly **HIGHER** vs Previous period at 95% level

Significantly **LOWER** vs Previous period at 95% level

Q: Using the rating scale from 1 to 5 where 1 is NO TRUST, 3 is MODERATE TRUST, and 5 is VERY HIGH TRUST, how would you rate the overall trustworthiness of the following NEWS OUTLETS throughout 2023?

End (71/71)